

PROLEADER POWER
LIGHT YOUR LIFE



6-3000KVA



FUJIAN ZFLY POWER GENERATION CO.,LTD.

ADD: No.2, Jinye Road, Tiehu Village, Chengyang Town, Fuan city, Ningde, city ,China

Tel: +86-593-6999965 FAX: +86-593-6886558

Email: sales@zflypower.com

www.zflypowergen.com



PROLEADER POWER
LIGHT YOUR LIFE



Generator Set

6-3000KVA

FUJIAN ZFLY POWER GENERATION CO.,LTD.



www.zflypowergen.com



COMPANY BRIEF


Fujian ZFLY Power Generation Co., Ltd is a power generation equipment industry and trade enterprise integrating R&D, production, sales and export. It was founded in May 2010 with a registered capital of 50.6 million yuan and with a plant area of 13,000 square meters. It is a professional manufacturer engaged in the research, development, production, sale and service of diesel generator sets with many engine brands, such as CUMMINS, PERKINS, DEUTZ, VOVOL, DOOSAN, ISUZU, YANMAR, MAN, MTU, MITSUBISHI, KOHLER, SCANIA, FIAT, EVOL, RICARDO, WEICHAI, YUCHAI, XINCHAI, SEC, YANGDONG, FAWDE, DONGFENG, KAIXUN, LAMBERT, WOLING, TO etc, match with alternator--original STAMFORD, LEROY SOMER, MEC ALTE, MARATHON, DACPOWER. We also produce A.C. brush alternator ST STC series and brushless alternator. We are located in Fuan city with convenient transportation access. Dedicated to strict quality control and thoughtful

customer service, our experienced staff members are always available to discuss your requirements and ensure full customer satisfaction. In recent years, our company has introduced a series of advanced equipment including laser cutting machine, bending machine, vacuum dip paint dryer, hydraulic bed, travelling crane, and test board. Our products are exported to clients in such countries and regions as Southeast Asia, the Middle East, Africa, Europe, Australia North America and South America. We also welcome OEM and ODM orders. Fujian ZFLY Power Generation Co.,Ltd pursues the concept of "integrity- based and quality-oriented", insists on creating value for customers, constantly pursues product excellence and provides high-quality services for customers at home and aboard.



GENERATING SETS OVERVIEWS

Diesel generator set is usually used in the environments with stringent requirements for noise such as hospitals, schools, banks, hotels or other commercial sites. The generator set is made of the standard unit with mute cover.



1 RADIATOR WITH COOLING FAN & PROTECTION COVER.

2 GENERATING SETS CHASSIS

Steel structure, easy to assemble pre-fabricated parts and to move the gensets. Done with anti-rust coat for long time service.

3 ABSORBER SYSTEM

Reduce the vibrations while the gensets is running, can protect all parts effectively and extend the service life of gensets.

4 DIESEL ENGINE

Electronic fuel injection system, industrial engine, water cooling diesel engine. Low exhaust emission, durability & low noise, low fuel consumption, High credibility.

5 AIR FILTER

Dry air filter type. With resistance indicator for the guidance of maintenance & Replacement.

6 ALTERNATOR

Four-pole brushless self-excited system, class H insulation guarantee, the Voltage Regulator is Superior to 1% Adding PMG system, the Voltage Regulator is Superior to 0.5% Adding STAMFORD, Leroy-Somer, Marathon, Dacpower brand alternator.

7 FUEL TANK IN BASE

Eight hours using fuel tank, improve the fuel system. Avoid the fuel system installing fieldwork, suitable for small area machine house & mobile use.

8 CONTROL PANEL

Steel structure, mounted on the alternator through absorbers, including consummate operation & protect function.

INDEX

PERKINS Diesel Generator Set	14
DCEC Diesel Generator Set	16
CCEC Diesel Generator Set	18
DEUTZ Diesel Generator Set	20
ISUZU Diesel Generator Set	22
YANMAR Diesel Generator Set	22
DOOSAN Diesel Generator Set	24
RICARDO Diesel Generator Set	26
KOFO Diesel Generator Set	28
FAWDE Diesel Generator Set	30
YANGDONG Diesel Generator Set	32
WEICHAI Diesel Generator Set	34
YUCHAI Diesel Generator Set	36
SDEC Diesel Generator Set	38
LAMBERT Diesel Generator Set	40
WOLING Diesel Generator Set	40
DONGFENG Diesel Generator Set	42
KAIXUN Diesel Generator Set	42
YTO Diesel Generator Set	44



Proleader Power

Light Your Life





POWERED:
50Hz/60Hz
6-3000KVA





QUALITY SYSTEM

We solemnly undertake:

The products produced meet the relevant international standards!

Provide you with 7X24 perfect worry-free service!

Continue to improve the quality and management system!


No matter how your needs change,
they will be met immediately!



Global Power System Integrated Solutions Provider

With nearly 20 years of professional experience, we have a deep understanding of customer needs and provide professional power system solutions to more than 120 countries around the world. FUJIAN ZFLY, to meet your needs at anytime and anywhere, to provide you with reliable, safe, efficient power equipment and system solutions.

Anytime Anywhere Customer First



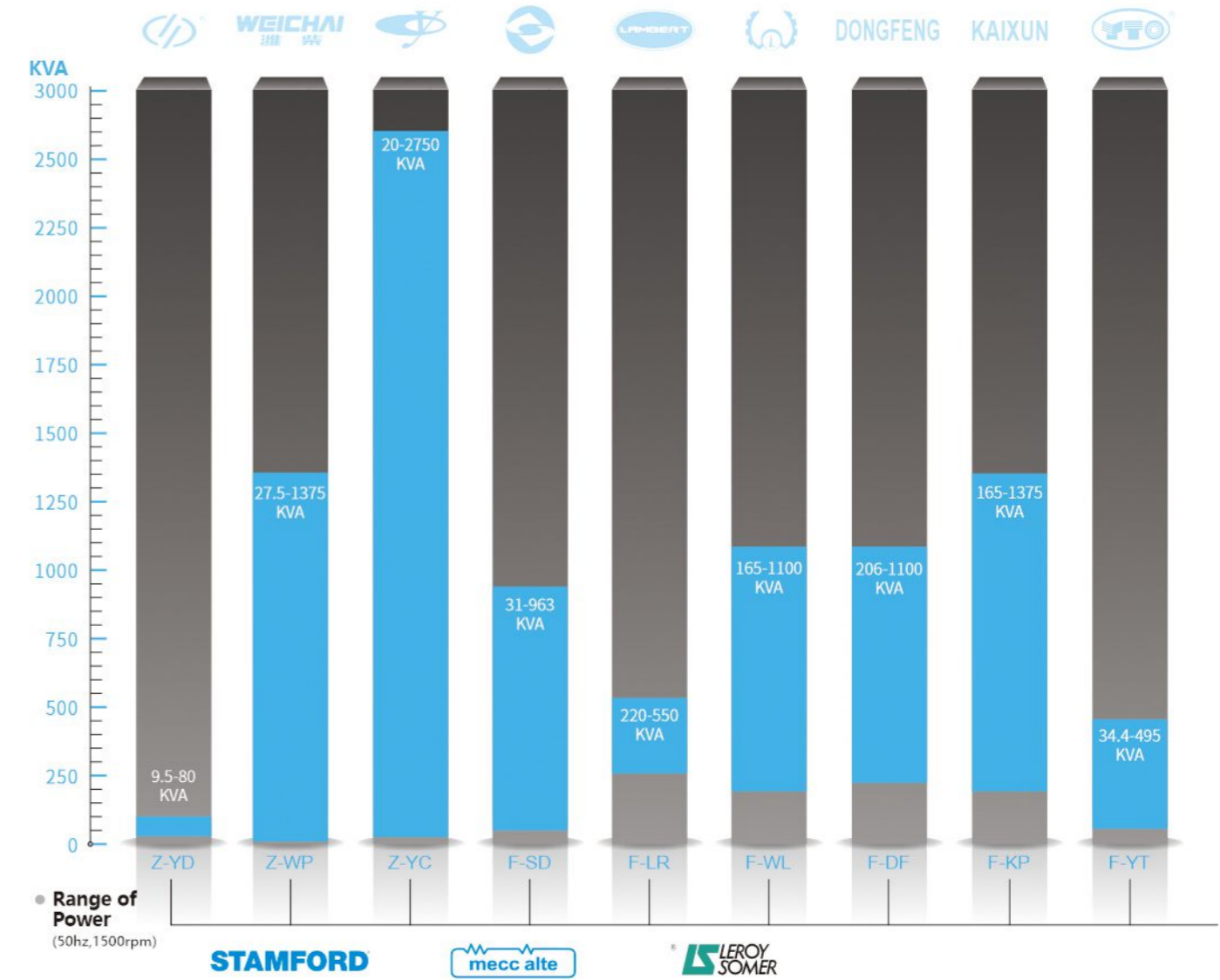
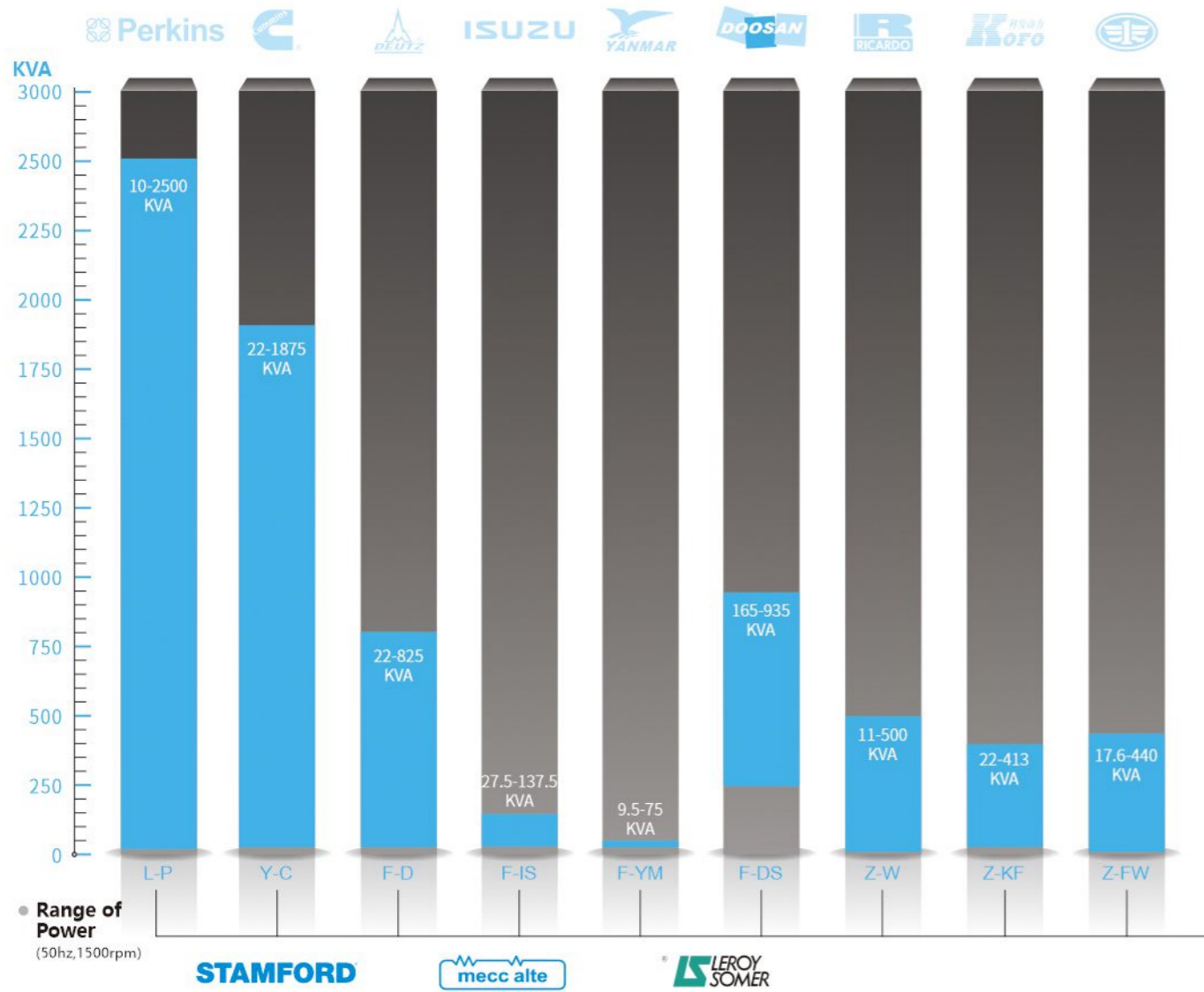


FUJIAN ZFLY

POWERED:

50Hz/60Hz

9-2250KVA



PERKINS

WATER-COOLED L SERIES DIESEL GENERATOR SETS

POWERED:
50Hz/60Hz
10-2500KVA



FEATURE

- Power coverage from 10KVA~1875KVA
- Model: Open type / Silent / Super silent type
- Engine: PERKINS
- Speed: 1500/1800rpm
- Alternator: Stamford/Leroy Somer/Marathon/Mecc Alte
- IP & Insulation Class: IP22-23 & F/H
- Frequency: 50/60Hz
- Controller: Deepsea/Comap/SmartGen/Mebay/DATAKOM/Others
- ATS System: AISIKAI/YUYE/Others
- Silent&Super silent Gen-set Sound level: 63-75dB(A) (at 7m side)



10-2500KVA



50 Hz 60 Hz TECHNICAL DATA

	Genset Performance				Engine Performance					Dimension(L×W×H)			
	Genset Model	Prime Power		Standby Power		Engine model	Speed rpm	Prime power kW	Fuel Cons. (100% Load) L/h	Cylinder- Bore×Stroke Qty -mm	Displace- ment L	Open Type	Silent Type
		kW	kVA	kW	kVA							cm	cm
50Hz	L-P 10	7.2	9	8	10	403D-11G	1500	8.6	2.6	3L-77×81	1.131	115×74×99	180×84×110
	L-P 14	10	12.5	11	14	403A-15G1	1500	12.2	3.7	3L-84×90	1.496	115×74×99	180×84×110
	L-P 17	12	15	13.2	16.5	403A-15G2	1500	14	5	3L-84×90	1.496	115×74×99	180×84×110
	L-P 22	16	20	17.6	22	404A-22G1	1500	18.7	5.3	4L-84×100	2.216	127×74×101	180×84×110
	L-P 30	22	27.5	24	30	404D-22TG	1500	25.2	7.1	4L-84×100	2.216	136×74×101	180×84×110
	L-P 33	24	30	26.4	33	1103A-33G	1500	28.2	7.2	3L-105×127	3.3	152×80×122	230×102×128
	L-P 50	36	45	40	50	1103A-33TG1	1500	42.2	10.8	3L-105×127	3.3	161×80×122	230×102×128
	L-P 66	48	60	52.8	66	1103A-33TG2	1500	55	14.6	3L-105×127	3.3	169×80×122	230×102×128
	L-P 72	52	65	57.6	72	1104A-44TG1	1500	59.6	14.8	4L-105×127	4.4	181×80×124	240×102×128
	L-P 88	64	80	70.4	88	1104A-44TG2	1500	73.4	18.7	4L-105×127	4.4	185×80×124	240×102×128
	L-P 110	80	100	88	110	1104C-44TAG2	1500	93.6	22.6	4L-105×127	4.41	188×85×124	272×108×170
	L-P 150	108	135	120	150	1106A-70TG1	1500	122.7	30.2	6L-105×135	7.01	224×90×141	330×110×170
	L-P 165	120	150	132	165	1106A-70TAG2	1500	136	33.4	6L-105×135	7.01	224×90×141	330×110×170
	L-P 200	144	180	160	200	1106A-70TAG3	1500	163.9	41.6	6L-105×135	7.01	230×90×141	340×110×170
	L-P 220	160	200	176	220	1106A-70TAG4	1500	178.9	45.8	6L-105×135	7.01	235×90×141	340×110×170
	L-P 250	180	225	200	250	1506A-E88TAG2	1500	204	51	6L-112×149	8.8	262×110×162	360×130×190
	L-P 250	200	250	220	275	1206A-E70TTAG3	1500	222	55.5	6L-112×149	8.8	262×110×162	360×130×190
	L-P 275	200	250	220	275	1506A-E88TAG3	1500	222	56	6L-112×149	8.8	262×110×162	360×130×190
	L-P 300	220	275	240	300	1506A-E88TAG4	1500	244	60	6L-112×149	8.8	273×110×162	380×130×190
	L-P 300	240	300	264	330	1706A-E93TAG1	1500	267	64.9	6L-112×149	8.8	273×110×162	380×130×190
L-P 330	240	300	264	330	1506A-E88TAG5	1500	267	65	6L-112×149	8.8	273×110×162	380×130×190	
L-P 385	280	350	308	385	2206C-E13TAG2	1500	324	75	6L-130×157	12.5	299×120×185	420×140×223	
L-P 450	320	400	360	450	2206C-E13TAG3	1500	368	85	6L-130×157	12.5	308×120×185	430×140×223	
L-P 500	360	450	400	500	2506C-E15TAG1	1500	412	99	6L-137×171	15.2	345×120×198	470×160×223	
L-P 550	400	500	440	550	2506C-E15TAG2	1500	451	106	6L-137×171	15.2	345×120×198	470×160×223	
L-P 660	480	600	528	660	2806C-E18TAG1A	1500	532	129	6L-145×183	18.1	335×154×202	500×180×253	
L-P 720	520	650	576	720	2806A-E18TAG2	1500	584	132	6L-145×183	18.1	341×154×202	500×180×253	
L-P 825	600	750	660	825	4006-23TAG2A	1500	658	157	6L-160×190	22.921	402×171×221	580×200×253	
L-P 880	640	800	704	880	4006-23TAG3A	1500	705	172	6L-160×190	22.921	402×171×221	580×200×253	
L-P 1000	728	900	800	1000	4008TAG1A	1500	805	195	8L-160×190	30.561	470×205×235	680×228×256	
L-P 1125	820	1025	900	1125	4008TAG2A	1500	899	215	8L-160×190	30.561	470×205×235	680×228×256	
L-P 1375	1000	1250	1100	1375	4012-46TWG2A	1500	1113	259	12V-160×190	45.842	485×205×252	40 feet high container	
L-P 1650	1200	1500	1320	1650	4012-46TAG2A	1500	1331	310	12V-160×190	45.842	485×205×252	40 feet high container	
L-P 1875	1360	1700	1500	1875	4012-46TAG3A	1500	1500	370	12V-160×190	45.842	497×205×252	40 feet high container	
L-P 2000	1480	1850	1600	2000	4016-61TRG1	1500	1648	371	16V-160×190	61.123	634×220×268	\	
L-P 2200	1600	2000	1760	2200	4016-61TRG2	1500	1774	405	16V-160×190	61.123	624×220×268	\	
L-P 2500	1800	2250	2000	2500	4016-61TRG3	1500	1975	470	16V-160×190	61.123	625×220×268	\	
60Hz	L-P 13	9	11.25	10	12.5	403D-11G	1800	10.7	3	3L-77×81	1.131	115×74×99	180×84×110
	L-P 17	12	15	13.2	16.5	403D-15G	1800	14.7	4.27	3L-84×90	1.496	115×74×99	180×84×110
	L-P 20	14.4	18	16	20	403A-15G2	1800	16	5	3L-84×90	1.496	115×74×99	180×84×110
	L-P 28	20	25	22	27.5	404D-22G	1800	22	6.2	4L-84×100	2.216	127×74×101	180×84×110
	L-P 33	24	30	26.4	33	404D-22TG	1800	30.3	8.3	4L-84×100	2.216	136×74×101	180×84×110
	L-P 39	28	35	30.8	38.5	1103A-33G	1800	33.2	8.6	3L-105×127	3.3	152×80×122	230×102×128
	L-P 60	43	54	48	60	1103A-33TG1	1800	50.5	12.9	3L-105×127	3.3	161×80×122	230×102×128
	L-P 75	54	67.5	60	75	1103A-33TG2	1800	63.3	16.6	3L-105×127	3.3	169×80×122	230×102×128
	L-P 83	60	75	66	82.5	1104A-44TG1	1800	70.7	17.7	4L-105×127	4.4	181×80×124	240×102×128
	L-P 103	75	93.75	82.5	103	1104A-44TG2	1800	84.5	22.3	4L-105×127	4.4	185×80×124	240×102×128
	L-P 125	90	112.5	100	125	1104C-44TAG2	1800	106.8	26.9	4L-105×127	4.41	188×85×124	272×108×170
	L-P 165	120	150	132	165	1106A-70TG1	1800	140.5	35.2	6L-105×135	7.01	224×90×141	330×110×170
	L-P 188	135	169	150	187.5	1106A-70TAG2	1800	155	38.2	6L-105×135	7.01	224×90×141	330×110×170
	L-P 220	160	200	176	220	1106A-70TAG3	1800	180.5	46.4	6L-105×135	7.01	230×90×141	340×110×170
	L-P 270	196	245	216	270	1506A-E88TAG2	1800	218	56	6L-112×149	8.8	262×110×162	360×130×190
L-P 310	225	281	248	310	1506A-E88TAG3	1800	250	63	6L-112×149	8.8	262×110×162	360×130×190	
L-P 385	280	350	308	385	1506A-E88TAG5	1800	300	77	6L-112×149	8.8	273×110×162	360×130×190	
L-P 440	320	400	352	440	2206A-E13TAG2	1800	373	81	6L-130×157	12.5	299×120×185	420×140×223	
L-P 550	400	500	440	550	2506C-E15TAG1	1800	453	106	6L-137×171	15.2	345×120×198	470×160×223	
L-P 688	500	625	550	687.5	2806C-E18TAG1A	1800	568	130	6L-145×183	18.1	335×154×202	500×180×253	
L-P 825	600	750	660	825	4006-23TAG2A	1800	684	177	6L-160×190	22.921	402×171×221	580×200×253	
L-P 935	680	850	748	935	4006-23TAG3A	1800	759	200	6L-160×190	22.921	402×171×221	580×200×253	
L-P 1100	800	1000	880	1100	4008TAG2	1800	898	224	8L-160×190	30.561	470×205×235	680×228×256	
L-P 1375	1000	1250	1100	1375	4012-46TWG2A	1800	1113	266	12V-160×190	45.842	485×205×252	40 feet high container	
L-P 1650	1200	1500	1320	1650	4012-46TAG2A	1800	1332	319	12V-160×190	45.842	485×205×252	40 feet high container	
L-P 1875	1360	1700	1500	1875	4012-46TAG3A	1800	1500	361	12V-160×190	45.842	497×205×252	40 feet high container	



DCEC Y SERIES DIESEL GENERATOR SETS

POWERED:
50Hz/60Hz
22-550KVA



FEATURE

- Power coverage from 22KVA~550KVA
- Model: Open type / Silent / Super silent type
- Engine: DCEC
- Speed: 1500/1800rpm
- Alternator: Stamford/Leroy Somer/Marathon/Mecc Alte
- IP & Insulation Class: IP22-23 & F/H
- Frequency: 50/60Hz
- Controller: Deepsea/Comap/SmartGen/Mebay/DATAKOM/Others
- ATS System: AISIKAI/YUYE/Others
- Silent&Super silent Gen-set Sound level: 63-75dB(A) (at 7m side)

22-550KVA



50 Hz 60 Hz TECHNICAL DATA

	Genset Performance				Engine Performance					Dimension(L×W×H)			
	Genset Model	Prime Power		Standby Power		Engine model	Speed rpm	Prime power kW	Fuel Cons. (100% Load) L/h	Cylinder- Bore×Stroke Qty. -mm	Displace- ment L	Open Type	Silent Type
		kW	kVA	kW	kVA							cm	cm
50Hz													
Y-C22	16	20	17.6	22	4B3.9-G11	1500	20	5.3	4L-102×120	3.9	162×84×125	230×102×150	
Y-C25	18	22.5	20	25	4B3.9-G11	1500	20	5.7	4L-102×120	3.9	162×84×125	230×102×150	
Y-C28	20	25	22	27.5	4B3.9-G12	1500	27	6.5	4L-102×120	3.9	162×84×125	230×102×150	
Y-C30	22	27.5	24	30	4B3.9-G12	1500	27	7.1	4L-102×120	3.9	162×84×125	230×102×150	
Y-C33	24	30	26.4	33	4B3.9-G12	1500	27	7.4	4L-102×120	3.9	162×84×125	230×102×150	
Y-C44	32	40	35.2	44	4BT3.9-G1	1500	36	10	4L-102×120	3.9	168×84×125	230×102×150	
Y-C44	32	40	35.2	44	4BT3.9-G2	1500	36	9.3	4L-102×120	3.9	168×84×125	230×102×150	
Y-C55	40	50	44	55	4BTA3.9-G2	1500	50	11.2	4L-102×120	3.9	175×90×125	230×102×150	
Y-C66	48	60	52.8	66	4BTA3.9-G2	1500	50	14.1	4L-102×120	3.9	183×90×125	230×102×150	
Y-C72	52	65	57.2	71.5	4BTA3.9-G11	1500	70	14.9	4L-102×120	3.9	187×90×125	240×102×150	
Y-C80	58	72.5	64	80	4BTA3.9-G11	1500	70	16	4L-102×120	3.9	187×90×125	240×102×150	
Y-C88	64	80	70.4	88	4BTA3.9-G11	1500	70	17.6	4L-102×120	3.9	187×90×125	240×102×150	
Y-C93	68	85	74.8	93.5	6BT5.9-G1	1500	86	18.6	6L-102×120	5.9	220×90×140	272×108×152	
Y-C93	68	85	74.8	93.5	6BT5.9-G2	1500	86	19	6L-102×120	5.9	220×90×140	272×108×152	
Y-C100	72	90	80	100	6BT5.9-G1	1500	86	20.5	6L-102×120	5.9	220×90×140	272×108×152	
Y-C100	72	90	80	100	6BT5.9-G2	1500	86	22	6L-102×120	5.9	220×90×140	272×108×152	
Y-C110	80	100	88	110	6BT5.9-G1	1500	86	24.5	6L-102×120	5.9	220×100×140	272×108×152	
Y-C110	80	100	88	110	6BT5.9-G2	1500	86	24	6L-102×120	5.9	220×100×140	272×108×152	
Y-C132	96	120	105.6	132	6BTA5.9-G2	1500	106	27	6L-102×120	5.9	220×100×140	272×108×152	
Y-C150	108	135	120	150	6BTA5.9-G2	1500	120	30	6L-102×120	5.9	230×100×140	290×108×157	
Y-C165	120	150	132	165	6BTA5.9-G12	1500	140	32.5	6L-102×120	5.9	240×100×140	300×108×157	
Y-C175	128	160	140	175	6BTA5.9-G12	1500	140	34	6L-102×120	5.9	240×100×140	300×108×157	
Y-C200	144	180	160	200	6CTA8.3-G1	1500	163	42	6L-114×135	8.3	242×100×150	320×110×177	
Y-C200	144	180	160	200	6CTA8.3-G2	1500	163	42	6L-114×135	8.3	242×100×150	320×110×177	
Y-C220	160	200	176	220	6CTA8.3-G2	1500	183	45	6L-114×135	8.3	248×100×156	350×120×185	
Y-C275	200	250	220	275	6LTA8.9-G2	1500	220	53	6L-114×145	8.9	262×100×164	360×120×185	
Y-C300	220	275	240	300	6LTA8.9-G3	1500	250	58	6L-114×145	9.5	267×100×164	370×120×185	
Y-C350	250	312.5	280	350	6LTA8.9-G1	1500	290	70	6L-114×145	9.5	267×110×164	370×130×185	
Y-C413	300	375	330	412.5	6ZTA13-G3	1500	340	76.5	6L-130×163	13	300×138×200	441×173×223	
Y-C450	320	400	360	450	6ZTA13-G2	1500	390	89	6L-130×163	13	300×138×200	441×173×223	
Y-C500	360	450	400	500	QSZ13-G2	1500	400	70.4	6L-130×163	13	320×138×200	461×173×223	
Y-C550	400	500	440	550	QSZ13-G3	1500	450	101	6L-130×163	13	320×138×200	461×173×223	
60Hz													
Y-C25	18	22.5	20	25	4B3.9-G11	1800	23	6.4	4L-102×120	3.9	162×84×125	230×102×150	
Y-C28	20	25	22	27.5	4B3.9-G11	1800	23	7.1	4L-102×120	3.9	162×84×125	230×102×150	
Y-C33	24	30	26.4	33	4B3.9-G12	1800	33	7.8	4L-102×120	3.9	162×84×125	230×102×150	
Y-C41	30	37.5	33	41	4B3.9-G12	1800	33	9.4	4L-102×120	3.9	162×84×125	230×102×150	
Y-C44	32	40	35.2	44	4BT3.9-G2	1800	40	9.6	4L-102×120	3.9	162×84×125	230×102×150	
Y-C50	36	45	40	50	4BT3.9-G2	1800	40	10.3	4L-102×120	3.9	168×84×125	230×102×150	
Y-C55	40	50	44	55	4BTA3.9-G2	1800	60	11.5	4L-102×120	3.9	168×84×125	230×102×150	
Y-C66	48	60	52.8	66	4BTA3.9-G2	1800	60	13.5	4L-102×120	3.9	175×90×125	230×102×150	
Y-C75	54	67.5	60	75	4BTA3.9-G2	1800	60	15.5	4L-102×120	3.9	183×90×125	230×102×150	
Y-C80	58	72.5	64	80	4BTA3.9-G11	1800	80	16.3	4L-102×120	3.9	187×90×125	240×102×150	
Y-C93	68	85	74.8	93.5	4BTA3.9-G11	1800	80	18.8	4L-102×120	3.9	187×90×125	240×102×150	
Y-C100	72	90	80	100	4BTA3.9-G11	1800	80	20.1	4L-102×120	3.9	187×90×125	240×102×150	
Y-C110	80	100	88	110	6BT5.9-G2	1800	100	23.5	6L-102×120	5.9	220×90×140	272×108×152	
Y-C125	90	112.5	100	125	6BT5.9-G2	1800	100	29	6L-102×120	5.9	220×90×140	272×108×152	
Y-C132	96	120	105.6	132	6BTA5.9-G2	1800	120	27.8	6L-102×120	5.9	220×100×140	272×108×152	
Y-C150	108	135	120	150	6BTA5.9-G2	1800	120	31	6L-102×120	5.9	220×100×140	272×108×152	
Y-C165	120	150	132	165	6BTA5.9-G2	1800	132	34	6L-102×120	5.9	230×100×140	290×108×157	
Y-C185	135	168	148	185	6BTA5.9-G12	1800	150	38	6L-102×120	5.9	240×100×140	300×108×157	
Y-C206	150	187.5	165	206	6CTA8.3-G2	1800	170	44	6L-114×135	8.3	242×100×150	320×110×177	
Y-C235	171	214	188	235	6CTA8.3-G2	1800	190	49	6L-114×135	8.3	248×100×156	350×120×185	
Y-C275	200	250	220	275	6LTA8.9-G2	1800	235	59	6L-114×145	8.9	262×100×164	360×120×185	
Y-C300	220	275	240	300	6LTA8.9-G3	1800	255	63	6L-114×145	8.9	262×100×164	360×120×185	
Y-C330	240	300	264	330	6LTA8.9-G3	1800	265	65	6L-114×145	9.5	267×100×164	370×120×185	
Y-C350	250	312.5	280	350	6LTA8.9-G1	1800	280	68	6L-114×145	9.5	267×110×164	370×130×185	
Y-C413	300	375	330	412.5	6ZTA13-G3	1800	340	81	6L-130×163	13	300×138×200	441×173×223	
Y-C450	320	400	360	450	6ZTA13-G2	1800	390	89	6L-130×163	13	300×138×200	441×173×223	
Y-C500	360	450	400	500	QSZ13-G2	1800	408	73.6	6L-130×163	13	300×138×200	441×173×223	
Y-C550	400	500	440	550	QSZ13-G3	1800	450	101	6L-130×163	13	300×138×200	441×173×223	

CUMMINS

CCEC Y SERIES DIESEL GENERATOR SETS

POWERED:
50Hz/60Hz
275-1875KVA



FEATURE

- Power coverage from 275KVA~1875KVA
- Model: Open type / Silent / Super silent type
- Engine: CCEC
- Speed: 1500/1800rpm
- Alternator: Stamford/Leroy Somer/Marathon/Mecc Alte
- IP & Insulation Class: IP22-23 & F/H
- Frequency: 50/60Hz
- Controller: Deepsea/Comap/SmartGen/Mebay/DATAKOM/Others
- ATS System: AISIKAI/YUYE/Others
- Silent&Super silent Gen-set Sound level: 63-75dB(A) (at 7m side)

275-1875KVA



50 Hz 60 Hz TECHNICAL DATA

	Genset Performance				Engine Performance					Dimension(L×W×H)			
	Genset Model	Prime Power		Standby Power		Engine model	Speed rpm	Prime power kW	Fuel Cons. (100% Load) L/h	Cylinder- Bore×Stroke Qty. -mm	Displace- ment L	Open Type	Silent Type
		kW	kVA	kW	kVA							cm	cm
50Hz	Y-C275	200	250	220	275	MTAA11-G2	1500	224	59	6-125×147	10.8	280×110×167	400×140×203
	Y-C275	200	250	220	275	NTA855-GA	1500	231	53.4	6-140×152	14	303×112×190	420×140×213
	Y-C275	200	250	220	275	NTA855-G1	1500	240	59.2	6-140×152	14	313×112×190	420×140×213
	Y-C300	220	275	240	300	NTA855-G1A	1500	261	61.3	6-140×152	14	313×112×190	420×140×213
	Y-C350	250	312.5	280	350	MTAA11-G3	1500	282	61.3	6-125×147	10.8	313×112×190	420×140×213
	Y-C350	250	312.5	280	350	NTA855-G1B	1500	284	71.4	6-140×152	14	313×112×190	420×140×213
	Y-C385	280	350	308	385	NTA855-G2A	1500	312	71.9	6-140×152	14	322×112×190	420×140×213
	Y-C385	280	350	308	385	NTA855-G4	1500	317	75.3	6-140×152	14	322×112×190	420×140×213
	Y-C412	300	375	330	412.5	NTAA855-G7	1500	343	85.4	6-140×152	14	329×122×190	450×140×213
	Y-C450	320	400	360	450	QSNT-G3	1500	358	83	6-140×152	14	325×122×190	450×140×213
	Y-C450	320	400	360	450	NTAA855-G7A	1500	369	89.2	6-140×152	14	325×122×190	450×140×213
	Y-C500	360	450	400	500	KTA19-G3	1500	403	97	6-159×159	18.9	337×140×217	480×170×220
	Y-C550	400	500	440	550	KTA19-G3A	1500	448	107	6-159×159	18.9	337×140×217	480×170×220
	Y-C550	400	500	440	550	KTA19-G4	1500	448	107	6-159×159	18.9	337×140×217	480×170×220
	Y-C600	420	525	480	600	KTAA19-G5	1500	470	113	6-159×159	18.9	347×152×220	500×190×223
	Y-C625	440	550	500	625	KTA19-G8	1500	522	120	6-159×159	18.9	344×140×217	450×140×213
	Y-C650	460	575	520	650	KTA19-G8	1500	522	125	6-159×159	18.9	344×140×217	450×140×213
	Y-C688	500	625	550	687.5	KTAA19-G6A	1500	555	138	6-159×159	18.9	354×152×220	500×190×223
	Y-C713	520	650	570	712.5	QSK19-G4	1500	574	143	6-159×159	19	354×152×220	500×190×223
	Y-C800	580	725	640	800	KT38-GA	1500	647	165	12-159×159	37.8	432×196×247	620×228×256
Y-C825	600	750	660	825	KTA38-G2	1500	664	167	12-159×159	37.8	432×196×247	620×228×256	
Y-C880	640	800	704	880	KTA38-G2B	1500	711	170	12-159×159	37.8	432×196×247	620×228×256	
Y-C1000	728	910	800	1000	KTA38-G2A	1500	813	191	12-159×159	37.8	432×196×247	680×228×256	
Y-C1100	800	1000	880	1100	KTA38-G5	1500	881	209	12-159×159	37.8	440×208×254	680×228×256	
Y-C1250	900	1125	1000	1250	KTA38-G9	1500	991	236	12-159×159	37.8	450×208×254	680×228×256	
Y-C1375	1000	1250	1100	1375	KTA50-G3	1500	1097	261	16-159×159	50.3	493×208×253	40 feet high container	
Y-C1500	1100	1375	1200	1500	KTA50-G8	1500	1200	289	16-159×159	50.3	497×220×253		
Y-C1650	1200	1500	1320	1650	KTA50-GS8	1500	1287	309	16-159×159	50.3	497×220×253		
60Hz	Y-C275	200	250	220	275	NT855-GA	1800	234	59.4	6-140×152	14	303×112×190	420×140×213
	Y-C350	250	312.5	280	350	NTA855-G1	1800	287	73.4	6-140×152	14	313×112×190	420×140×213
	Y-C375	275	344	300	375	NTA855-G1B	1800	313	80	6-140×152	14	313×112×190	420×140×213
	Y-C450	320	400	360	450	NTA855-G3	1800	358	87	6-140×152	14	313×112×190	420×140×213
	Y-C500	350	437.5	400	500	KTA19-G2	1800	392	98	6-159×159	18.9	337×140×217	480×170×220
	Y-C563	410	512.5	450	562.5	KTA19-G3	1800	463	111	6-159×159	18.9	337×140×217	480×170×220
	Y-C625	450	562.5	500	625	KTA19-G3A	1800	507	120	6-159×159	18.9	337×140×217	480×170×220
	Y-C625	450	562.5	500	625	KTA19-G4	1800	507	120	6-159×159	18.9	337×140×217	480×170×220
	Y-C688	470	587.5	550	687.5	KTAA19-G5	1800	533	134	6-159×159	18.9	347×152×220	500×190×223
	Y-C713	500	625	570	712.5	QSK19-G4	1800	559	140	6-159×159	19	354×152×220	500×190×223
	Y-C750	540	675	600	750	KTAA19-G6A	1800	604	155	6-159×159	18.9	354×152×220	500×190×223
	Y-C750	550	687.5	600	750	QSK19-G5	1800	608	155	6-159×159	19	354×152×220	500×190×223
	Y-C850	620	775	680	850	KT38-G	1800	679	154	12-159×159	37.8	432×196×247	620×228×256
	Y-C963	700	875	770	962.5	KTA38-G1	1800	769	194	12-159×159	37.8	432×196×247	620×228×256
	Y-C1000	725	906	800	1000	KTA38-G2	1800	809	204	12-159×159	37.8	432×196×247	620×228×256
	Y-C1038	750	937.5	830	1037.5	KTA38-G2B	1800	830	204	12-159×159	37.8	432×196×247	620×228×256
	Y-C1125	800	1000	900	1125	KTA38-G2A	1800	915	225	12-159×159	37.8	432×196×247	680×228×256
	Y-C1250	900	1125	1000	1250	KTA38-G4	1800	1007	245	12-159×159	37.8	440×208×254	680×228×256
Y-C1320	960	1200	1056	1320	QSKTA38-G5	1800	1063	263	12-159×159	37.9	440×208×254	680×228×256	
Y-C1375	1000	1250	1100	1375	KTA38-G9	1800	1109	261	12-159×159	37.8	450×208×254	680×228×256	
Y-C1513	1100	1375	1210	1512.5	KTA50-G3	1800	1220	291	16-159×159	50.3	493×208×253	40 feet high container	
Y-C1875	1260	1575	1500	1875	KTA50-G9	1800	1384	330	16-159×159	50.3	497×220×253		



WATER-COOLED F SERIES DIESEL GENERATOR SETS

POWERED:
50Hz/60Hz
22-825KVA



FEATURE

- Power coverage from 22KVA~825KVA
- Model: Open type / Silent / Super silent type
- Engine: DEUTZ
- Speed: 1500/1800rpm
- Alternator: Stamford/Leroy Somer/Marathon/Mecc Alte
- IP & Insulation Class: IP22-23 & F/H
- Frequency: 50/60Hz
- Controller: Deepsea/Comap/SmartGen/Mebay/DATAKOM/Others
- ATS System: AISIKAI/YUYE/Others
- Silent&Super silent Gen-set Sound level: 63-75dB(A) (at 7m side)



22-825KVA



50 Hz 60 Hz TECHNICAL DATA

	Genset Performance				Engine Performance					Dimension(L×W×H)			
	Genset Model	Prime Power		Standby Power		Engine model	Speed rpm	Prime power kW	Fuel Cons. (100% Load) L/h	Cylinder- Bore×Stroke Qty. -mm	Displace- ment L	Open Type	Silent Type
		kW	kVA	kW	kVA							cm	cm
50Hz	F-D22	16	20	17.6	22	BFM3 G1	1500	20	4.9	4L-98×105	3.168	150×74×108	220×90×120
	F-D25	18	22.5	20	25	BFM3 G1	1500	20	5.4	4L-98×105	3.168	150×74×108	220×90×120
	F-D30	22	27.5	24	30	BFM3 G2	1500	29	6.4	4L-98×105	3.168	150×74×108	220×90×120
	F-D33	24	30	26.4	33	BFM3 G2	1500	29	7.7	4L-98×105	3.168	150×74×108	220×90×120
	F-D41	30	37.5	33	41	BFM3T	1500	40	8.5	4L-98×105	3.168	160×74×108	2250×90×120
	F-D44	32	40	35.2	44	BFM3T	1500	40	9.3	4L-98×105	3.168	160×74×108	2250×90×120
	F-D50	36	45	40	50	BFM3T	1500	40	10.3	4L-98×105	3.168	160×74×120	230×102×125
	F-D55	40	50	44	55	BFM3C	1500	45	11.2	4L-98×105	3.168	160×74×120	230×102×125
	F-D66	48	60	52.8	66	BF4M2012	1500	54	12.5	4L-101×126	4.04	181×90×128	250×102×130
	F-D80	58	72.5	64	80	BF4M2012C G1	1500	71	15.2	4L-101×126	4.04	181×90×128	250×102×130
	F-D88	64	80	70.4	88	BF4M2012C G1	1500	71	17.8	4L-101×126	4.04	185×90×128	250×102×130
	F-D103	75	93	82.5	103	BF4M2012C G2	1500	85	19.9	4L-101×126	4.04	185×90×128	250×102×130
	F-D110	80	100	88	110	BF4M2012C G2	1500	85	21.3	4L-101×126	4.04	185×90×128	250×102×130
	F-D121	88	110	96.8	121	BF4M1013EC G1	1500	97	24.2	4L-108×130	4.76	192×100×140	265×108×152
	F-D132	96	120	105.6	132	BF4M1013EC G2	1500	105	26.1	4L-108×130	4.76	192×100×140	265×108×152
	F-D150	108	135	120	150	BF4M1013FC	1500	117	28.9	4L-108×130	4.76	203×100×140	265×108×152
	F-D165	120	150	132	165	BF6M1013EC G1	1500	146	32.8	6L-108×130	7.15	249×100×140	330×110×185
	F-D175	128	160	140	175	BF6M1013EC G1	1500	146	33.6	6L-108×130	7.15	249×100×140	330×110×185
	F-D182	132	165	145.2	181.5	BF6M1013EC G1	1500	146	35.8	6L-108×130	7.15	254×100×140	340×110×185
	F-D200	144	180	160	200	BF6M1013EC G2	1500	160	39.2	6L-108×130	7.15	254×100×140	340×110×185
F-D206	150	187.5	165	206	BF6M1013FCG2	1500	166	40.6	6L-108×130	7.15	258×100×150	340×110×185	
F-D220	160	200	176	220	BF6M1013FCG3	1500	183	45.6	6L-108×130	7.15	258×100×150	340×115×175	
F-D250	180	225	200	250	BF6M1015-LAGA	1500	208	47.5	6V-132×145	11.906	266×141×215	435×170×223	
F-D275	200	250	220	275	BF6M1015C-LAG1A	1500	228	52.3	6V-132×145	11.906	266×141×215	435×170×223	
F-D316	230	287.5	253	316	BF6M1015C-LAG2A	1500	256	57.6	6V-132×145	11.906	276×141×215	435×170×223	
F-D350	250	312.5	280	350	BF6M1015C-LAG3A	1500	282	68	6V-132×145	11.906	276×141×215	435×170×223	
F-D385	280	350	308	385	BF6M1015C-LAG4	1500	310	74.8	6V-132×145	11.906	283×141×215	435×170×223	
F-D412	300	375	330	412.5	BF6M1015CP-LAG	1500	328	80.3	6V-132×145	11.906	283×141×215	435×170×223	
F-D500	360	450	400	500	BF8M1015C-LAG2	1500	403	95.8	8V-132×145	15.874	315×156×215	460×180×223	
F-D550	400	500	440	550	BF8M1015CP-LAG2	1500	448	106	8V-132×145	15.874	315×156×215	460×180×223	
F-D600	432	540	480	600	BF8M1015CP-LAG4	1500	480	115	8V-132×145	15.874	315×156×215	460×180×223	
F-D625	450	562.5	500	625	BF8M1015CP-LAG5	1500	509	124.5	8V-132×145	15.874	315×156×215	460×180×223	
F-D750	540	675	600	750	HC12V132ZL-LAG1A	1500	600	139.1	12V-132×145	23.812	372×180×235	590×200×253	
F-D825	600	750	660	825	HC12V132ZL-LAG2A	1500	666	154.4	12V-132×145	23.812	372×180×235	590×200×253	
60Hz	F-D30	22	27.5	24	30	BFM3-G1	1800	25	6.6	4L-98×105	3.168	150×74×108	220×90×120
	F-D41	30	37.5	33	41	BFM3-G2	1800	34	9	4L-98×105	3.168	150×74×108	220×90×120
	F-D55	40	50	44	55	BFM3T	1800	45	11.4	4L-98×105	3.168	160×74×108	225×90×120
	F-D69	50	62.5	55	69	BFM3C	1800	55	13.8	4L-98×105	3.168	160×74×108	230×102×120
	F-D75	54	67.5	60	75	BF4M2012	1800	63	15.6	4L-101×126	4.04	181×90×128	250×102×130
	F-D80	58	72.5	64	80	BF4M2012	1800	63	16.4	4L-101×126	4.04	181×90×128	250×102×130
	F-D88	64	80	70.4	88	BF4M2012C-G1	1800	79	20	4L-101×126	4.04	185×90×128	250×102×130
	F-D93	68	85	74.8	93.5	BF4M2012C-G1	1800	79	21.9	4L-101×126	4.04	185×90×128	250×102×130
	F-D100	72	90	80	100	BF4M2012C-G1	1800	79	22.7	4L-101×126	4.04	185×90×128	250×102×130
	F-D110	80	100	88	110	BF4M1012C-G2	1800	96	23.1	4L-101×126	4.04	185×90×128	250×102×130
	F-D120	86	107.5	96	120	BF4M1012C-G2	1800	96	24.4	4L-101×126	4.04	185×90×128	250×102×130
	F-D132	96	120	105.6	132	BF4M1013EC-G1	1800	105	26.2	4L-108×130	4.76	192×100×140	265×108×152
	F-D138	100	125	110	137.5	BF4M1013EC-G2	1800	115	29.1	4L-108×130	4.76	195×100×140	265×108×152
	F-D154	112	140	123	154	BF4M1013FC	1800	124	31.9	4L-108×130	4.76	203×100×140	265×108×152
	F-D165	120	150	132	165	BF6M1013EC-G1	1800	155	33.6	6L-108×130	7.15	249×100×140	330×110×185
	F-D175	128	160	140	175	BF6M1013EC-G1	1800	155	35.8	6L-108×130	7.15	249×100×140	330×110×185
	F-D193	140	175	154	192.5	BF6M1013EC-G1	1800	155	39	6L-108×130	7.15	254×100×140	340×110×185
	F-D220	160	200	176	220	BF6M1013EC-G2	1800	181	45.8	6L-108×130	7.15	254×100×140	340×110×185
	F-D250	180	225	200	250	BF6M1013FCG3	1800	204	53	6L-108×130	7.15	254×100×140	340×110×185
	F-D275	200	250	220	275	BF6M1015-LAGB	1800	225	53.8	6V-132×145	11.906	266×141×215	435×170×223
F-D300	220	275	240	300	BF6M1015C-LAG1B	1800	244	58.9	6V-132×145	11.906	266×141×215	435×170×223	
F-D350	250	312.5	280	350	BF6M1015C-LAG2B	1800	279	67.3	6V-132×145	11.906	276×141×215	435×170×223	
F-D385	280	350	308	385	BF6M1015C-LAG3B	1800	306	73.8	6V-132×145	11.906	276×141×215	435×170×223	
F-D440	320	400	352	440	BF6M1015CP-LAG2B	1800	351	85.9	6V-132×145	11.906	283×141×215	435×170×223	
F-D500	360	450	400	500	BF8M1015C-LAG1B	1800	408	99.8	8V-132×145	15.874	315×156×215	460×180×223	
F-D525	380	475	420	525	BF8M1015CP-LAG1B	1800	429	105	8V-132×145	15.874	315×156×215	460×180×223	
F-D578	420	525	462	577.5	BF8M1015CP-LAG2B	1800	470	115	8V-132×145	15.874	315×156×215	460×180×223	
F-D625	450	562.5	500	625	BF8M1015CP-LAG3B	1800	500	122.4	8V-132×145	15.874	315×156×215	460×180×223	
F-D750	540	675	600	750	HC12V132ZL-LAG1B	1800	600	139.1	12V-132×145	23.812	372×180×235	590×200×253	
F-D825	600	750	660	825	HC12V132ZL-LAG2B	1800	666	154.4	12V-132×145	23.812	372×180×235	590×200×253	


ISUZU/YANMAR

WATER-COOLED F SERIES DIESEL GENERATOR SETS

POWERED:
50Hz/60Hz
9.5-138KVA

FEATURE

- Power coverage from 27.5~137.5KVA / 9.5~75KVA
- Model: Open type / Silent / Super silent type
- Engine: ISUZU / YANMAR
- Speed: 1500/1800rpm
- Alternator: Stamford/Leroy Somer/Marathon/Mecc Alte
- IP & Insulation Class: IP22-23 & F/H
- Frequency: 50/60Hz
- Controller: Deepsea/Comap/SmartGen/Mebay/DATAKOM/Others
- ATS System: AISIKAI/YUYE/Others
- Silent&Super silent Gen-set Sound level: 63-75dB(A) (at 7m side)



9.5-138KVA



50 Hz 60 Hz TECHNICAL DATA

ISUZU SERIES

	Genset Performance				Engine Performance					Dimension(LxWxH)			
	Genset Model	Prime Power		Standby Power		Engine model	Speed rpm	Prime power kW	Fuel Cons. (100% Load) L/h	Cylinder- BorexStroke Qty.-mm	Displace- ment L	Open Type	Silent Type
		kW	kVA	kW	kVA							cm	cm
50Hz	F-IS28	20	25	22	27.5	4JB1	1500	24	6.07	4L-93x102	2.779	145x75x108	210x89x110
	F-IS33	24	30	26.4	33	4JB1T	1500	29	7.27	4L-93x102	2.779	145x75x108	210x89x110
	F-IS41	30	37.5	33	41	4JB1TA	1500	36	8.15	4L-93x102	2.779	151x75x108	210x89x110
	F-IS44	32	40	35.2	44	4JB1TA	1500	36	8.9	4L-93x102	2.779	151x75x108	210x89x110
	F-IS55	40	50	44	55	4BD1-Z	1500	48	12.2	4L-102x118	3.856	176x85x121	230x102x130
	F-IS69	50	62.5	55	68.75	4BG1-Z	1500	59	14.9	4L-105x125	4.333	185x85x121	240x102x130
	F-IS103	75	93.75	82.5	103	6BG1-Z1	1500	95	21.5	6L-105x125	5.885	220x100x140	272x108x152
	F-IS110	80	100	88	110	6BG1-Z1	1500	95	24.1	6L-105x125	5.885	220x100x140	272x108x152
	F-IS125	90	112.5	100	125	6BG1-ZL1	1500	105	26.6	6L-105x125	5.885	220x100x140	272x108x152
	60Hz	F-IS33	24	30	26.4	33	4JB1	1800	27	7.15	4L-93x102	2.779	145x75x108
F-IS39		28	35	30.8	38.5	4JB1T	1800	33	8.7	4L-93x102	2.779	145x75x108	210x89x110
F-IS50		36	45	40	50	4JB1TA	1800	43	11.13	4L-93x102	2.779	151x75x108	210x89x110
F-IS55		40	50	44	55	4BD1-Z	1800	54	12.7	4L-102x118	3.856	176x85x121	230x102x130
F-IS66		48	60	52.8	66	4BD1-Z	1800	54	14.3	4L-102x118	3.856	185x85x121	240x102x130
F-IS80		58	72.5	64	80	4BG1-Z	1800	65	17.2	4L-105x125	4.333	185x85x121	240x102x130
F-IS110		80	100	88	110	6BG1-Z1	1800	105	24	6L-105x125	5.885	220x100x140	272x108x152
F-IS125		90	112.5	100	125	6BG1-Z1	1800	105	27.8	6L-105x125	5.885	220x100x140	272x108x152
F-IS138		100	125	110	137.5	6BG1-ZL1	1800	115	30.5	6L-105x125	5.885	220x100x140	272x108x152

50 Hz 60 Hz TECHNICAL DATA

YANMAR SERIES

	Genset Performance				Engine Performance					Dimension(LxWxH)				
	Genset Model	Prime Power		Standby Power		Engine model	Speed rpm	Prime power kW	Fuel Cons. (100% Load) L/h	Cylinder- BorexStroke Qty.-mm	Displace- ment L	Open Type	Silent Type	
		kW	kVA	kW	kVA							cm	cm	
50Hz	F-YM9.5	6.8	8.5	7.6	9.5	3TNV76-GGE	1500	8.2	2.5	3L-76x82	1.116	111x73x95	180x84x115	
	F-YM12	8.8	11	9.6	12	3TNV82A-GGE	1500	9.9	2.86	3L-82x84	1.331	113x73x95	180x84x115	
	F-YM14	10	12.5	11	13.75	3TNV88-GGE	1500	12.2	3.52	3L-88x90	1.642	123x73x102	180x84x115	
	F-YM20	14	17.5	16	20	4TNV88-GGE	1500	16.4	4.73	4L-88x90	2.19	143x73x105	190x84x128	
	F-YM22	16	20	17.6	22	4TNV84T-GGE	1500	19.1	5.5	4L-84x90	1.995	145x73x105	190x84x128	
	F-YM28	20	25	22	27.5	4TNV98-GGE	1500	30.7	6.8	4L-98x110	3.319	149x73x105	200x89x128	
	F-YM33	24	30	26.4	33	4TNV98-GGE	1500	30.7	8.5	4L-98x110	3.319	149x73x105	200x89x128	
	F-YM41	30	37.5	33	41	4TNV98T-GGE	1500	37.7	8.88	4L-98x110	3.319	155x73x110	210x89x128	
	F-YM44	32	40	35.2	44	4TNV98T-GGE	1500	37.7	9.8	4L-98x110	3.319	155x73x110	210x89x128	
	F-YM50	36	45	40	50	4TNV106-GGE	1500	44.9	11.5	4L-106x125	4.412	180x85x130	240x102x138	
	F-YM55	40	50	44	55	4TNV106-GGE	1500	44.9	12.6	4L-106x125	4.412	180x85x130	240x102x138	
	F-YM63	45	56	50	62.5	4TNV106T-GGE	1500	50.9	13.2	4L-106x125	4.412	189x85x130	250x102x138	
	60Hz	F-YM11	8	10	8.8	11	3TNV76-GGE	1800	9.8	2.98	3L-76x82	1.116	111x73x95	180x84x115
		F-YM14	10	12.5	11	13.75	3TNV82A-GGE	1800	12	3.04	3L-82x84	1.331	113x73x95	180x84x115
F-YM17		12	15	13.2	16.5	3TNV88-GGE	1800	14.7	4.24	3L-88x90	1.642	123x73x102	180x84x115	
F-YM22		16	20	17.6	22	4TNV88-GGE	1800	19.6	5.65	4L-88x90	2.19	143x73x105	190x84x128	
F-YM28		20	25	22	27.5	4TNV84T-GGE	1800	24.2	6.98	4L-84x90	1.995	145x73x105	190x84x128	
F-YM33		24	30	26.4	33	4TNV98-GGE	1800	36.4	8.15	4L-98x110	3.319	149x73x105	200x89x128	
F-YM41		30	37.5	33	41	4TNV98-GGE	1800	36.4	9.9	4L-98x110	3.319	149x73x105	200x89x128	
F-YM50		36	45	40	50	4TNV98T-GGE	1800	45.3	11	4L-98x110	3.319	155x73x110	210x89x128	
F-YM55		40	50	44	55	4TNV98T-GGE	1800	45.3	11.8	4L-98x110	3.319	155x73x110	210x89x128	
F-YM63		45	56	50	62.5	4TNV106-GGE	1800	53.3	14	4L-106x125	4.412	180x85x130	240x102x138	
F-YM66		48	60	52.8	66	4TNV106-GGE	1800	53.3	15	4L-106x125	4.412	180x85x130	240x102x138	
F-YM75		54	67.5	60	75	4TNV106T-GGE	1800	60.9	15.8	4L-106x125	4.412	189x85x130	250x102x138	

WATER-COOLED F SERIES DIESEL GENERATOR SETS

POWERED:
50Hz/60Hz
165-935KVA



FEATURE

- Power coverage from 165-935KVA
- Model: Open type / Silent / Super silent type
- Engine: DOOSAN
- Speed: 1500/1800rpm
- Alternator: Stamford/Leroy Somer/Marathon/Mecc Alte
- IP & Insulation Class: IP22-23 & F/H
- Frequency: 50/60Hz
- Controller: Deepsea/Comap/SmartGen/Mebay/DATAKOM/Others
- ATS System: AISIKAI/YUYE/Others
- Silent&Super silent Gen-set Sound level: 63-75dB(A) (at 7m side)

165-935KVA



50 Hz 60 Hz TECHNICAL DATA

Genset Model	Genset Performance				Engine model	Engine Performance					Dimension(L×W×H)	
	Prime Power		Standby Power			Speed rpm	Prime power kW	Fuel Cons. (100% Load) L/h	Cylinder- Bore×Stroke Qty.-mm	Displace- ment L	Open Type	Silent Type
	kW	kVA	kW	kVA							cm	cm
F-DS165	120	150	132	165	DP086TA	1500	137	25.5	L6-111×139	8.1	265×105×159	350×130×180
F-DS188	135	168	150	187.5	P086TI-1	1500	149	26.7	L6-111×139	8.1	258×105×160	350×130×180
F-DS220	160	200	176	220	P086TI	1500	177	31.7	L6-111×139	8.1	262×105×160	350×130×180
F-DS250	180	225	200	250	DP086LA	1500	201	36.8	L6-111×139	8.1	267×105×160	360×130×180
F-DS275	200	250	220	275	P126TI	1500	241	41.2	L6-123×155	11.1	298×118×160	430×148×203
F-DS300	220	275	240	300	P126TI	1500	241	43.6	L6-123×155	11.1	298×118×160	430×148×203
F-DS330	240	300	264	330	P126TI-II	1500	265	47	L6-123×155	11.1	298×118×160	430×148×203
F-DS385	280	350	308	385	P158LE-1	1500	327	56.2	V8-128×142	14.6	290×143×195	450×170×223
F-DS413	300	375	330	412.5	P158LE-1	1500	327	58.4	V8-128×142	14.6	298×143×195	450×170×223
F-DS450	320	400	360	450	P158LE	1500	363	65.1	V8-128×142	14.6	298×143×195	450×170×223
F-DS500	360	450	400	500	DP158LC	1500	408	72.9	V8-128×142	14.6	305×143×195	470×170×223
F-DS580	420	525	464	580	DP158LD	1500	464	83.4	V8-128×142	14.6	305×143×195	470×170×223
F-DS633	460	575	506	632.5	DP180LA	1500	502	94.2	V10-128×142	18.3	320×143×195	490×170×223
F-DS688	500	625	550	687.5	DP180LB	1500	556	103.8	V10-128×142	18.3	330×143×195	500×170×223
F-DS756	550	687.5	605	756	DP222LB	1500	604	109.2	V12-128×142	21.9	348×143×195	510×170×243
F-DS825	600	750	660	825	DP222LC	1500	657	119.1	V12-128×142	21.9	368×143×195	530×170×243
F-DS200	144	180	160	200	DP086TA	1800	168	30.3	L6-111×139	8.1	265×105×159	350×130×180
F-DS206	150	187.5	165	206	P086TI-1	1800	174	31.6	L6-111×139	8.1	258×105×160	350×130×180
F-DS250	180	225	200	250	P086TI	1800	205	37.7	L6-111×139	8.1	262×105×160	350×130×180
F-DS275	200	250	220	275	DP086LA	1800	228	41.7	L6-111×139	8.1	267×105×160	360×130×180
F-DS330	240	300	264	330	P126TI	1800	278	52.3	L6-123×155	11.1	298×118×160	430×148×203
F-DS385	280	350	308	385	P126TI-II	1800	307	56	L6-123×155	11.1	298×118×160	430×148×203
F-DS450	320	400	360	450	P158LE-1	1800	366	67.5	V8-128×142	14.6	298×143×195	450×170×223
F-DS500	360	450	400	500	P158LE	1800	402	74.7	V8-128×142	14.6	298×143×195	450×170×223
F-DS580	420	525	464	580	DP158LC	1800	466	83.4	V8-128×142	14.6	305×143×195	470×170×223
F-DS620	450	562.5	496	620	DP158LD	1800	505	92.9	V8-128×142	14.6	305×143×195	470×170×223
F-DS688	500	625	550	688	DP180LA	1800	559	106.6	V10-128×142	18.3	320×143×195	490×170×223
F-DS750	540	675	600	750	DP180LB	1800	601	114.2	V10-128×142	18.3	330×143×195	500×170×223
F-DS825	600	750	660	825	DP222LA	1800	670	120.4	V12-128×142	21.9	348×143×195	500×170×243
F-DS880	640	800	704	880	DP222LB	1800	711	127.7	V12-128×142	21.9	348×143×195	510×170×243
F-DS935	680	850	748	935	DP222LC	1800	753	134.4	V12-128×142	21.9	368×143×196	530×170×243

RICARDO

WATER-COOLED Z SERIES DIESEL GENERATOR SETS

POWERED:
50Hz/60Hz
11-500KVA



FEATURE

- Power coverage from 11~500KVA
- Model: Open type / Silent / Super silent type
- Engine: RICARDO
- Speed: 1500/1800rpm
- Alternator: Stamford/Leroy Somer/Marathon/Mecc Alte
- IP & Insulation Class: IP22-23 & F/H
- Frequency: 50/60Hz
- Controller: Deepsea/Comap/SmartGen/Mebay/DATAKOM/Others
- ATS System: AISIKAI/YUYE/Others
- Silent&Super silent Gen-set Sound level: 63-75dB(A) (at 7m side)



11-500KVA



50 Hz 60 Hz TECHNICAL DATA

	Genset Performance				Engine Performance					Dimension(L×W×H)			
	Genset Model	Prime Power		Standby Power		Engine model	Speed rpm	Prime power kW	Fuel Cons. (100% Load) L/h	Cylinder- Bore×Stroke Qty. -mm	Displace- ment L	Open Type	Silent Type
		kW	kVA	kW	kVA							cm	cm
50Hz	Z-W11	8	10	8.8	11	Y480BD	1500	14	2.9	4-80×90	1.81	130×78×96	180×89×110
	Z-W14	10	12.5	11	13.75	Y480BD	1500	14	3.62	4-80×90	1.81	130×78×96	180×89×110
	Z-W17	12	15	13.2	16.5	Y480BD	1500	14	4.35	4-80×90	1.81	130×78×96	180×89×110
	Z-W21	15	18.75	16.5	20.6	Y485BD	1500	17	4.94	4-85×90	2.04	130×78×96	180×89×110
	Z-W22	16	20	17.6	22	K490D	1500	22	5	4-90×100	2.672	130×78×107	200×89×128
	Z-W28	20	25	22	27.5	K495D	1500	26	7.3	4-95×115	3.26	153×78×115	220×89×128
	Z-W33	24	30	26.4	33	K4100D	1500	30	9.12	4-100×115	3.61	159×78×115	220×89×128
	Z-W41	30	37.5	33	41	K4100ZD	1500	40	12.77	4-100×115	3.61	167×78×115	220×89×128
	Z-W44	32	40	35.2	44	K4100ZD	1500	40	12.77	4-100×115	3.61	167×78×115	220×89×128
	Z-W55	40	50	44	55	N4 105ZD	1500	53	14.64	4-105×120	4.15	178×85×121	230×95×130
	Z-W69	50	62.5	55	68.75	N4 105ZLD	1500	63	17	4-105×120	4.15	186×90×121	240×102×130
	Z-W72	52	65	57.2	71.5	N4 105ZLD	1500	63	17.56	4-105×120	4.15	186×90×121	240×102×130
	Z-W80	58	72.5	64	80	R4 105ZLD	1500	66	17.94	4-105×125	3.76	195×90×132	258×102×138
	Z-W88	64	80	70.4	88	R4 108ZLD	1500	75	19.8	4-108×135	4.95	199×100×135	270×102×152
	Z-W103	75	93.75	82.5	103	R4 108ZLD	1500	84	21.3	4-108×135	4.95	199×100×135	270×102×152
	Z-W110	80	100	88	110	R6 105AZD	1500	100	24.5	6-105×135	7.01	229×100×158	280×105×160
	Z-W132	96	120	105.6	132	R6 105AZLD	1500	110	29.9	6-105×130	6.75	228×100×158	280×105×160
	Z-W165	120	150	132	165	R6 105ZLD	1500	132	35.88	6-105×135	7.01	238×100×158	300×105×160
	Z-W200	144	180	160	200	R6 108ZLD	1500	170	45.6	6-108×135	7.41	235×103×160	340×110×128
	Z-W220	160	200	176	220	6126-68DE	1500	190	50.6	6-126×130	9.73	273×105×172	395×112×190
Z-W250	180	225	200	250	6126-42DE	1500	210	53.12	6-126×130	9.73	279×105×172	395×112×190	
Z-W275	200	250	220	275	6126A-260DE	1500	230	58.2	6-126×135	10.1	279×105×172	395×112×190	
Z-W300	220	275	240	300	6126A-275DE	1500	250	63.2	6-126×135	10.25	279×105×172	395×112×190	
Z-W344	250	312.5	275	343.75	WT12D-308	1500	288	72.85	6-126×155	11.6	300×115×180	420×140×215	
Z-W385	280	350	308	385	WT13-330DE	1500	330	85.7	6-131×160	12.94	307×126×195	435×160×223	
Z-W413	300	375	330	412.5	WT13-330DE	1500	330	91.3	6-131×160	12.94	316×126×201	435×160×223	
Z-W440	320	400	352	440	WT13-360DE	1500	360	99.5	6-131×160	12.94	316×126×201	435×160×223	
Z-W480	350	437.5	385	480	WT13A-390DE	1500	390	108	6-131×165	13.4	316×126×201	435×160×223	
60Hz	Z-W11	8	10	8.8	11	Y480BD	1800	17	2.9	4-80×90	1.81	130×78×96	180×89×110
	Z-W14	10	12.5	11	13.75	Y480BD	1800	17	3.62	4-80×90	1.81	130×78×96	180×89×110
	Z-W17	12	15	13.2	16.5	Y480BD	1800	17	4.07	4-80×90	1.81	130×78×96	180×89×110
	Z-W21	15	18.75	16.5	20.6	Y480BD	1800	17	4.94	4-80×90	1.81	130×78×96	180×89×110
	Z-W22	16	20	17.6	22	Y485BD	1800	20	5.76	4-85×90	2.04	130×78×96	180×89×110
	Z-W25	18	22.5	20	25	Y485BD	1800	20	5.82	4-85×90	2.04	130×78×96	180×89×110
	Z-W28	20	25	22	27.5	K490D	1800	26	6.3	4-90×100	2.672	130×78×107	200×89×128
	Z-W33	24	30	26.4	33	K4100D	1800	34	8.5	4-100×115	3.61	167×78×115	220×89×128
	Z-W41	30	37.5	33	41	K4102D	1800	36	10.94	4-102×115	3.76	167×78×115	220×89×128
	Z-W50	36	45	40	50	K4100ZD	1800	45	12.77	4-100×115	3.61	167×78×115	220×89×128
	Z-W55	40	50	44	55	K4102ZD	1800	50	14.6	4-102×115	3.76	167×78×115	220×89×128
	Z-W66	48	60	52.8	66	N4 105ZD	1800	60	16.98	4-105×120	4.15	178×85×121	230×95×130
	Z-W80	58	72.5	64	80	N4 105ZLD	1800	72	19.9	4-105×120	4.15	186×90×121	240×102×130
	Z-W88	64	80	70.4	88	R4 105ZLD	1800	75	20.4	4-105×125	3.76	195×90×132	258×102×138
	Z-W103	75	93.75	82.5	103	R4 108ZLD	1800	84	21.3	4-108×135	4.95	199×100×135	270×102×152
	Z-W110	80	100	88	110	R6 105ZD	1800	88	21.6	6-105×125	6.49	199×100×135	270×102×152
	Z-W125	90	112.5	100	125	R6 105AZD	1800	110	29.87	6-105×135	7.01	199×100×135	270×102×152
	Z-W138	100	125	110	137.5	R6 105AZLD	1800	121	31.5	6-105×130	6.75	229×100×158	280×105×160
	Z-W165	120	150	132	165	R6 105ZLD	1800	140	38.05	6-105×135	7.01	238×100×158	300×105×160
	Z-W206	150	187.5	165	206	R6 108ZLD	1800	185	45.6	6-108×135	7.41	235×103×160	340×110×128
Z-W220	160	200	176	220	R6 108ZLD 1	1800	185	51.2	6-108×135	7.41	235×103×160	340×110×128	
Z-W250	180	225	200	250	6126-68DE	1800	210	53.12	6-126×130	9.73	273×105×172	395×112×190	
Z-W275	200	250	220	275	6126-42DE	1800	240	56.9	6-126×130	9.73	279×105×172	395×112×190	
Z-W300	220	275	240	300	6126A-260DE	1800	260	60.7	6-126×135	10.1	279×105×172	395×112×190	
Z-W325	240	300	260	325	6126A-275DE	1800	275	65.8	6-126×135	10.25	279×105×172	395×112×190	
Z-W350	260	325	280	350	WT12D-308	1800	300	72.85	6-126×155	11.59	300×115×180	420×140×215	
Z-W413	300	375	330	412.5	WT13-330DE	1800	330	91.3	6-131×160	12.94	307×126×195	435×160×223	
Z-W450	320	400	360	450	WT13-360DE	1800	360	99.5	6-131×160	12.94	316×126×201	435×160×223	
Z-W500	360	450	400	500	WT13A-390DE	1800	400	108	6-131×165	13.4	316×126×201	435×160×223	

KOFO

WATER-COOLED Z SERIES DIESEL GENERATOR SETS

POWERED:

50Hz/60Hz
22-413KVA



FEATURE

- Power coverage from 22~413KVA
- Model: Open type / Silent / Super silent type
- Engine: KOFO
- Speed: 1500rpm
- Alternator: Stamford/Leroy Somer/Marathon/Mecc Alte
- IP & Insulation Class: IP22-23 & F/H
- Frequency: 50Hz
- Controller: Deepsea/Comap/SmartGen/Mebay/DATAKOM/Others
- ATS System: AISIKAI/YUYE/Others
- Silent&Super silent Gen-set Sound level: 63-75dB(A) (at 7m side)



22-413KVA



50 Hz TECHNICAL DATA

Genset Model	Genset Performance				Engine Performance						Dimension(L×W×H)	
	Prime Power		Standby Power		Engine model	Speed rpm	Prime power kW	Fuel Cons. (100% Load) L/h	Cylinder No.	Displace- ment L	Open Type	Silent Type
	kW	kVA	kW	kVA							cm	cm
Z-KF22	16	20	18	22	4YT23-20D	1500	20	4.2	4	2.31	135*75*96	185*85*106
Z-KF33	24	30	26	33	4YT23-30D	1500	30	6.0	4	2.31	135*75*96	185*85*106
Z-KF33	24	30	26	33	N4 100DS-30	1500	30	7.2	4	3.61	160*75*110	210*85*121
Z-KF41	30	38	33	41	N4 105DS-38	1500	38	8.0	4	4.15	160*75*110	210*85*121
Z-KF44	32	40	35	44	N4 100ZDS-42	1500	42	9.3	4	4.15	160*75*110	210*85*121
Z-KF66	48	60	53	66	N4 105ZDS	1500	56	12.6	4	4.15	170*80*115	230*90*126
Z-KF80	58	73	64	80	N4 105ZLDS	1500	66	15.2	4	4.15	170*85*115	234*95*126
Z-KF110	80	100	88	110	4RT55-88D	1500	88	19.5	4	4.33	200*95*120	260*105*131
Z-KF132	96	120	106	132	4RT55-110D	1500	110	24.0	6	5.32	200*95*120	260*105*131
Z-KF154	112	140	123	154	6RT80-132D	1500	132	26.7	6	7.98	240*100*148	300*110*158
Z-KF220	160	200	176	220	6RT80-176DE	1500	175	39.1	6	7.98	250*110*148	310*120*158
Z-KF275	200	250	220	275	WT10B-231DE	1500	231	50.0	6	9.73	290*120*170	350*130*180
Z-KF303	220	275	242	303	WT10B-275DE	1500	275	55.0	6	10.5	310*120*180	370*130*190
Z-KF358	260	325	286	358	WT13B-308DE	1500	308	65.0	6	11.6	320*120*180	380*130*190
Z-KF413	300	375	330	413	WT13B-330DE	1500	330	72.6	6	12.94	340*130*190	400*140*200

WATER-COOLED Z SERIES DIESEL GENERATOR SETS

POWERED:
50Hz/60Hz
17.6-440KVA



FEATURE

- Power coverage from 17.6-440KVA
- Model: Open type / Silent / Super silent type
- Engine: FAWDE
- Speed: 1500/1800rpm
- Alternator: Stamford/Leroy Somer/Marathon/Mecc Alte
- IP & Insulation Class: IP22-23 & F/H
- Frequency: 50/60Hz
- Controller: Deepsea/Comap/SmartGen/Mebay/DATAKOM/Others
- ATS System: AISIKAI/YUYE/Others
- Silent & Super silent Gen-set Sound level: 63-75dB(A) (at 7m side)



17.6-440KVA



50 Hz 60 Hz TECHNICAL DATA

Genset Model	Genset Performance				Engine model	Engine Performance						
	Prime Power		Standby Power			Prime power	Asp.	Cylinder	Bore*Stroke	Displacement	Compression Ratio	Fuel Consumption
	kW	kVA	kW	kVA	kW			mm*mm	L		g/kw.h	
Z-FW16	12.8	16.0	14.1	17.6	4DW81-23D-YFD10W	17	N/A	4	85*100	2.27	17:1	240
Z-FW20	16.0	20.0	17.6	22.0	4DW91-29D-YFD10W	21	N/A	4	90*100	2.54	17:1	240
Z-FW27.5	22.0	27.5	24.2	30.3	4DW92-35D-YFD10W	26	TC	4	90*100	2.54	17:1	230
Z-FW30	24.0	30.0	26.4	33.0	4DW92-39D-HMS20W	29	TC	4	90*100	2.54	17:1	230
Z-FW35	28.0	35.0	30.8	38.5	4DX21-45D-YFD10W	33	TC	4	102*118	3.86	17:1	230
Z-FW40	32.0	40.0	35.2	44.0	4DX21-53D-HMS20W	38	TC	4	102*118	3.86	17:1	230
Z-FW50	40.0	50.0	44.0	55.0	4DX22-65D-HMS20W	48	TC	4	102*118	3.86	17:1	220
Z-FW62.5	50.0	62.5	55.0	68.8	4DX23-78D-HMS20W	57	TC	4	102*118	3.86	17:1	215
Z-FW70	56.0	70.0	61.6	77.0	4110/125Z-09D-YFD10W	65	TC	4	110*125	4.75	17:1	215
Z-FW90	72.0	90.0	79.2	99.0	CA4F2-12D-YFD10W	84	TC	4	110*125	4.75	17:1	205
Z-FW100	80.0	100.0	88.0	110.0	6CDF2D-14D-YFD10W	96	TC	6	110*115	6.55	17:1	202
Z-FW125	100.0	125.0	110.0	137.5	CA6DF2-17D-YFD10W	125	TC	6	110*125	7.13	17:1	202
Z-FW160	120.0	150.0	132.0	165.0	CA6DF2-19D-YFD11W	140	TC	6	110*125	7.13	17:1	200
Z-FW187.5	150.0	187.5	165.0	206.3	CA6DL1-24D	176	TC	6	110*135	7.7	17.5:1	196
Z-FW225	180.0	225.0	198.0	247.5	CA6DL2-27D	205	TC	6	112*145	8.57	17.5:1	195
Z-FW250	200.0	250.0	220.0	275.0	CA6DL2-30D	227	TC	6	112*145	8.57	17.5:1	195
Z-FW300	240.0	300.0	264.0	330.0	CA6DM2J-39D	287	TC	6	123*155	11.04	17.5:1	189
Z-FW325	260.0	325.0	286.0	357.5	CA6DM2J-41D	300	TC	6	123*155	11.04	17.5:1	195
Z-FW375	300.0	375.0	330.0	412.5	CA6DM3J-48D	332	TC	6	131*155	12.53	18:1	191
Z-FW20	16.0	20.0	17.6	22.0	4DW81-28D-YFD10W	20	N/A	4	85*100	2.27	17:1	240
Z-FW27.5	22.0	27.5	24.2	30.3	4DW91-38D-YFD10W	28	N/A	4	90*100	2.54	17:1	240
Z-FW32.5	26.0	32.5	28.6	35.8	4DW92-42D-YFD10W	31	TC	4	90*100	2.54	17:1	230
Z-FW35	28.0	35.0	30.8	38.5	4DW92-45D-HMS20W	33	TC	4	90*100	2.54	17:1	230
Z-FW37.5	30.0	37.5	33.0	41.3	4DW93-50D-YFD10W	37	TC	4	90*100	2.54	17:1	216
Z-FW40	32.0	40.0	35.2	44.0	4DX21-53D-YFD10W	39	N/A	4	102*118	3.86	17:1	230
Z-FW45	36.0	45.0	39.6	49.5	4DX21-61D-HMS20W	44	TC	4	102*118	3.86	17:1	230
Z-FW60	48.0	60.0	52.8	66.0	4DX22-75D-HMS20W	55	TC	4	102*118	3.86	17:1	220
Z-FW62.5	50.0	62.5	55.0	68.8	4DX23-82D-YFD10W	60	N/A	4	102*118	3.86	17:1	215
Z-FW72.5	58.0	72.5	63.8	79.8	4DX23-90D-HMS20W	66	TC	4	102*118	3.86	17:1	215
Z-FW80	64.0	80.0	70.4	88.0	4110/125Z-11D-YFD10W	80	TC	4	110*125	4.75	17.5:1	215
Z-FW100	80.0	100.0	88.0	110.0	CA4DF2-14D-YFD10W	101	TC	4	110*125	4.75	17.5:1	205
Z-FW125	100.0	125.0	110.0	137.5	CA6DF2D-16D-YFD10W	116	TC	6	110*115	6.56	17:1	202
Z-FW137.5	110.0	137.5	121.0	151.3	CA6DF2-18D-YFD10W	132	TC	6	110*125	7.13	17:1	202
Z-FW170	136.0	170.0	149.6	187.0	CA6DF-21D-YFD10W	154	TC	6	110*125	7.13	17:1	200
Z-FW200	160.0	200.0	176.0	220.0	CA6DL1-27D	195	TC	6	110*135	7.70	17.5:1	196
Z-FW250	200.0	250.0	220.0	275.0	CA6DL2-32D	235	TC	6	112*145	8.57	17.5:1	195
Z-FW350	280.0	350.0	300.0	375.0	CA6DM2J-42D	305	TC	6	123*155	11.05	18:01	189
Z-FW400	320.0	400.0	352.0	440.0	CA6DM3J-49D	360	TC	6	131*155	12.53	18:1	191


WATER-COOLED Z SERIES DIESEL GENERATOR SETS

POWERED:
50Hz/60Hz
9.5-80KVA



FEATURE

- Power coverage from 9.5~80KVA
- Model: Open type / Silent / Super silent type
- Engine: YANGDONG
- Speed: 1500/1800rpm
- Alternator: Stamford/Leroy Somer/Marathon/Mecc Alte
- IP & Insulation Class: IP22-23 & F/H
- Frequency: 50/60Hz
- Controller: Deepsea/Comap/SmartGen/Mebay/DATAKOM/Others
- ATS System: AISIKAI/YUYE/Others
- Silent&Super silent Gen-set Sound level: 63-75dB(A) (at 7m side)



9.5-80KVA



50 Hz 60 Hz TECHNICAL DATA

	Genset Performance				Engine Performance					Dimension(L×W×H)			
	Genset Model	Prime Power		Standby Power		Engine model	Speed rpm	Prime power kW	Fuel Cons. (100% Load) L/h	Cylinder- Bore×Stroke Qty.-mm	Displace- ment L	Open Type	Silent Type
		kW	kVA	kW	kVA							cm	cm
50Hz	Z-YD9.5	6.8	8.5	7.6	9.5	YD380D	1500	10	2.6	3L-80×90	1.357	126×80×110	170×84×110
	Z-YD11	8	10	8.8	11	YD385D	1500	11	3	3L-85×90	1.532	126×80×110	170×84×110
	Z-YD14	10	12.5	11	13.75	YD480D	1500	14	4.1	4L-80×90	1.809	130×80×110	200×84×116
	Z-YD17	12	15	13.2	16.5	YND485D	1500	17	4.35	4L-85×90	2.043	130×80×110	200×84×116
	Z-YD22	16	20	17.6	22	YSD490D	1500	21	6.1	4L-90×100	2.54	133×80×113	200×89×128
	Z-YD28	20	25	22	27.5	Y495D	1500	27	7.1	4L-95×105	2.997	153×78×115	220×89×128
	Z-YD33	24	30	26.4	33	Y4100D	1500	31.5	8.4	4L-100×118	3.707	159×78×115	220×89×128
	Z-YD41	30	37.5	33	41	Y4105D	1500	38	10.2	4L-102×118	3.875	167×78×115	220×89×128
	Z-YD50	36	45	40	50	Y4102ZLD	1500	48	11.9	4L-102×118	3.875	178×85×121	230×95×130
	Z-YD55	40	50	44	55	Y4102ZLD	1500	48	13.2	4L-102×118	3.875	178×85×121	230×95×130
Z-YD66	48	60	52.8	66	Y4105ZLD	1500	55	14.3	4L-105×118	4.1	195×90×132	258×102×138	
Z-YD69	50	63	55	69	YD4EZLD	1500	63	16.1	4L-105×118	4.1	195×90×132	258×102×138	
60Hz	Z-YD11	8	10	8.8	11	YD380D	1800	12	3.05	3L-80×90	1.357	126×80×110	170×84×110
	Z-YD14	10	12.5	11	13.75	YD385D	1800	13	3.6	3L-85×90	1.532	126×80×110	170×84×110
	Z-YD17	12	15	13.2	16.5	YD480D	1800	17	4.4	4L-80×90	1.809	130×80×110	200×84×116
	Z-YD22	16	20	17.6	22	YND485D	1800	20	5.8	4L-85×95	2.156	130×80×110	200×84×116
	Z-YD28	20	25	22	27.5	YSD490D	1800	25	7.2	4L-90×100	2.54	133×80×113	200×89×128
	Z-YD33	24	30	26.4	33	Y495D	1800	30	8.4	4L-95×105	2.997	153×78×115	220×89×128
	Z-YD41	30	37.5	33	41	Y4102D	1800	40	10	4L-102×118	3.875	159×78×115	220×89×128
	Z-YD44	32	40	35.2	44	Y4102D	1800	40	11	4L-102×118	3.875	167×78×115	220×89×128
	Z-YD50	36	45	40	50	Y4102ZD	1800	48	11.7	4L-102×118	3.875	167×78×115	220×89×128
	Z-YD55	40	50	44	55	Y4102ZD	1800	48	13	4L-102×118	3.875	178×85×121	230×95×130
Z-YD63	45	56	50	62.5	Y4102ZLD	1800	53	14	4L-102×118	3.875	178×85×121	230×95×130	
Z-YD69	50	62.5	55	69	Y4105ZLD	1800	60	15.5	4L-105×118	4.1	195×90×132	258×102×138	
Z-YD80	58	72.5	64	80	YD4EZLD	1800	70	17.5	4L-105×118	4.1	195×90×132	258×102×138	

WATER-COOLED Z SERIES DIESEL GENERATOR SETS

POWERED:
50Hz/60Hz
27.5-1375KVA



FEATURE

- Power coverage from 27.5~1375KVA
- Model: Open type / Silent / Super silent type
- Engine: WEICHAI
- Speed: 1500/1800rpm
- Alternator: Stamford/Leroy Somer/Marathon/Mecc Alte
- IP & Insulation Class: IP22-23 & F/H
- Frequency: 50/60Hz
- Controller: Deepsea/Comap/SmartGen/Mebay/DATAKOM/Others
- ATS System: AISIKAI/YUYE/Others
- Silent&Super silent Gen-set Sound level: 63-75dB(A) (at 7m side)



27.5-1375KVA



50 Hz 60 Hz TECHNICAL DATA

Genset Model	Genset Performance				Engine Performance					Dimension(L×W×H)		
	Prime Power		Standby Power		Engine model	Speed rpm	Prime power kW	Fuel Cons. (100% Load) L/h	Cylinder- Bore×Stroke Qty. -mm	Displace- ment L	Open Type	Silent Type
	kW	kVA	kW	kVA							cm	cm
Z-WP28	20	25	22	27.5	WP2.3D25E200	1500	23	6.1	L4-89×92	2.289	143×80×109	220×890×128
Z-WP33	24	30	26.4	33	WP2.3D33E200	1500	30	7.5	L4-89×92	2.289	143×80×109	220×890×128
Z-WP41	30	37.5	33	41	WP2.3D40E200	1500	36	8.3	L4-89×92	2.289	151×80×109	230×890×128
Z-WP44	32	40	35.2	44	WP2.3D40E200	1500	36	9.2	L4-89×92	2.289	151×80×109	230×890×128
Z-WP55	40	50	44	55	WP2.3D48E200	1500	44	10.6	L4-89×92	2.289	173×90×115	240×102×128
Z-WP69	50	62.5	55	68.75	WP4.1D66E200	1500	60	16.6	L4-105×118	4.087	192×90×124	250×102×150
Z-WP88	64	80	70.4	88	WP4.1D80E200	1500	72	19.9	L4-105×118	4.087	197×90×124	260×102×150
Z-WP110	80	100	88	110	WP4.1D100E210	1500	90	21.3	L4-105×118	4.087	199×100×124	260×102×150
Z-WP150	108	135	120	150	WP6D132E200	1500	120	28	L6-105×130	6.75	246×100×143	330×110×170
Z-WP165	120	150	132	165	WP6D152E200	1500	138	32.2	L6-105×130	6.75	246×100×143	330×110×170
Z-WP200	144	180	160	200	WP10D200E200	1500	182	37.4	L6-126×130	9.726	276×105×185	380×130×200
Z-WP220	160	200	176	220	WP10D200E200	1500	182	41.8	L6-126×130	9.726	280×105×185	380×130×200
Z-WP250	180	225	200	250	WP10D238E200	1500	216	47.3	L6-126×130	9.726	291×105×185	395×130×200
Z-WP275	200	250	220	275	WP10D264E200	1500	240	51.6	L6-126×130	9.726	291×105×185	395×130×200
Z-WP300	220	275	240	300	WP10D264E200	1500	240	55.1	L6-126×130	9.726	296×105×185	400×130×200
Z-WP344	250	312.5	275	343.75	WP10D320E200	1500	288	66	L6-126×130	9.726	296×105×185	400×130×200
Z-WP413	300	375	330	412.5	WP13D385E200	1500	350	80.1	L6-127×165	12.54	313×114×187	420×140×213
Z-WP440	320	400	352	440	WP13D405E200	1500	368	84.5	L6-127×165	12.54	313×114×187	420×140×213
Z-WP500	360	450	400	500	WP13D440E310	1500	400	91.8	L6-127×165	12.54	321×114×187	435×140×213
Z-WB500	360	450	400	500	6M26D447E200	1500	406	93.2	L6-150×150	15.9	342×140×215	500×170×235
Z-WB550	400	500	440	550	6M26D484E200	1500	440	101	L6-150×150	15.9	342×140×215	500×170×235
Z-WB640	468	585	512	640	6M33D572E200	1500	520	128.5	L6-150×185	19.6	372×160×215	540×190×245
Z-WB688	500	625	550	687.5	6M33D605E200	1500	550	136	L6-150×185	19.6	380×160×215	540×190×245
Z-WB825	600	750	660	825	12M26D748E200	1500	680	156	V12-150×150	31.8	414×190×243	610×228×253
Z-WB880	640	800	704	880	12M26D792E200	1500	720	162	V12-150×150	31.8	438×190×243	640×228×253
Z-WB1000	728	910	800	1000	12M26D902E200	1500	820	184	V12-150×150	31.8	438×190×243	640×228×253
Z-WB1100	800	1000	880	1100	12M26D968E200	1500	880	202	V12-150×150	31.8	438×190×243	640×228×253
Z-WB1250	900	1125	1000	1250	12M33D1108E200	1500	1007	248.8	V12-150×185	39.2	449×210×243	\
Z-WB1375	1000	1250	1100	1375	12M33D1210E200	1500	1100	272	V12-150×185	39.2	460×210×243	\
Z-WP41	30	37.5	33	41	WP2.3D36E201	1800	33	8.3	L4-89×92	2.289	143×80×109	220×890×128
Z-WP50	36	45	40	50	WP2.3D47E201	1800	43	10.8	L4-89×92	2.289	143×80×109	220×890×128
Z-WP66	48	60	52.8	66	WP2.3D58E201	1800	53	13	L4-89×92	2.289	151×80×109	230×890×128
Z-WP88	64	80	70.4	88	WP4.1D80E201	1800	72	19.9	L4-105×118	4.087	151×80×109	230×890×128
Z-WP103	75	93.75	82.5	103	WP4.1D95E201	1800	85	23.5	L4-105×118	4.087	173×90×115	240×102×128
Z-WP110	80	100	88	110	WP4D100E201	1800	90	21	L4-105×130	4.5	192×90×124	250×102×150
Z-WP125	90	112.5	100	125	WP4.1D115E201	1800	103	23.7	L4-105×118	4.087	197×90×124	260×102×150
Z-WP132	96	120	105.6	132	WP4D118E201	1800	108	25.2	L4-105×130	4.5	199×100×124	260×102×150
Z-WP150	108	135	120	150	WP6D132E201	1800	120	28	L6-105×130	6.75	246×100×143	330×110×170
Z-WP175	128	160	140	175	WP6D158E201	1800	144	33.6	L6-105×130	6.75	246×100×143	330×110×170
Z-WP200	144	180	160	200	WP6D180E201	1800	163	38	L6-105×130	6.75	246×100×143	330×110×170
Z-WP220	160	200	176	220	WP10D200E201	1800	182	41.8	L6-126×130	9.726	276×105×185	380×130×200
Z-WP250	180	225	200	250	WP10D238E201	1800	216	47.3	L6-126×130	9.726	280×105×185	380×130×200
Z-WP275	200	250	220	275	WP10D264E201	1800	240	51.6	L6-126×130	9.726	291×105×185	395×130×200
Z-WP300	220	275	240	300	WP10D264E201	1800	240	55.1	L6-126×130	9.726	291×105×185	395×130×200
Z-WP344	250	312.5	275	343.75	WP10D320E201	1800	288	66	L6-126×130	9.726	296×105×185	400×130×200
Z-WP413	300	375	330	412.5	WP13D385E201	1800	350	75.7	L6-127×165	12.54	313×114×187	420×140×213
Z-WP440	320	400	352	440	WP13D385E201	1800	350	80.3	L6-127×165	12.54	313×114×187	420×140×213
Z-WB500	360	450	400	500	6M26D447E201	1800	406	93.2	L6-150×150	15.9	342×140×215	500×170×235
Z-WB550	400	500	440	550	6M26D506E201	1800	460	103	L6-150×150	15.9	342×140×215	500×170×235
Z-WB650	468	585	520	650	6M33D572E201	1800	520	128.5	L6-150×185	19.6	372×160×215	540×190×245
Z-WB715	520	650	572	715	6M33D632E201	1800	575	142	L6-150×185	19.6	380×160×215	540×190×245
Z-WB825	600	750	660	825	12M26D748E201	1800	680	168	V12-150×150	31.8	414×190×243	610×228×253
Z-WB880	640	800	704	880	12M26D792E201	1800	720	178	V12-150×150	31.8	438×190×243	640×228×253
Z-WB1000	728	910	800	1000	12M26D902E201	1800	820	200	V12-150×150	31.8	438×190×243	640×228×253
Z-WB1150	828	1035	920	1150	12M26D1012E201	1800	920	227	V12-150×150	31.8	438×190×243	640×228×253
Z-WB1250	900	1125	1000	1250	12M33D1108E201	1800	1007	249	V12-150×185	39.2	449×210×243	\
Z-WB1375	1000	1250	1100	1375	12M33D1265E200	1800	1150	272	V12-150×185	39.2	460×210×243	\

WATER-COOLED Z SERIES DIESEL GENERATOR SETS

POWERED:
50Hz
20-2750KVA



FEATURE

- Power coverage from 20~2750KVA
- Model: Open type / Silent / Super silent type
- Engine: YUCHAI
- Speed: 1500rpm
- Alternator: Stamford/Leroy Somer/Marathon/Mecc Alte
- IP & Insulation Class: IP22-23 & F/H
- Frequency: 50Hz
- Controller: Deepsea/Comap/SmartGen/Mebay/DATAKOM/Others
- ATS System: AISIKAI/YUYE/Others
- Silent&Super silent Gen-set Sound level: 63-75dB(A) (at 7m side)



20-2750KVA



50 Hz TECHNICAL DATA

Genset Performance					Engine Performance					Dimension(L×W×H)	
Genset Model	Prime Power		Standby Power		Engine model	Speed rpm	Prime power kW	Fuel Cons. g/kw.h	Cylinder-Bore×Stroke Qty.-mm	Displace-ment L	Silent Type cm
	kW	kVA	kW	kVA							
Z-YC16	16	20	18	23	YC4F35-D21	1500	21	≈ 232	4L-96×103	2.982	1700×800×1200
Z-YC24	24	30	27	34	YC4FA40Z-D20	1500	28	≈ 232	4L-96×103	2.982	1700×800×1200
Z-YC30	30	38	33	41	YC4FA55Z-D20	1500	36.8	≈ 232	4L-96×103	2.982	1700×800×1200
Z-YC32	32	40	35	44	YC4D60-D21	1500	40	≈ 232	4L-105×115	4.21	1800×800×1250
Z-YC40	40	50	44	55	YC4FA75L-D20	1500	50	≈ 200	4L-96×103	2.982	1800×800×1250
Z-YC50	50	63	55	69	YC4D85Z-D20	1500	55	≈ 200	4L-108×115	4.21	1800×780×1250
Z-YC55	55	69	61	76	YC4D90Z-D21	1500	60	≈ 200	4L-108×115	4.214	1900×780×1300
Z-YC60	60	75	66	83	YC4A100Z-D20	1500	70	≈ 200	6L-108×132	4.84	1800×1000×1250
Z-YC80	80	100	88	110	YC6B135Z-D20	1500	90	≈ 202	6L-108×125	6.87	1800×1000×1250
Z-YC90	90	113	99	124	YC6B155L-D21	1500	103	≈ 200	6L-108×125	6.871	2300×1150×1500
Z-YC100	100	125	110	138	YC6B180L-D20	1500	120	≈ 200	6L-108×125	6.871	2300×1150×1500
Z-YC120	120	150	132	165	YC6B205L-D20	1500	138	≈ 230	6L-108×125	6.871	2300×1150×1500
Z-YC140	140	175	154	193	YC6A230L-D20	1500	155	≈ 192	6L-108×132	7.25	2300×1150×1500
Z-YC150	150	188	165	206	YC6A245L-D21	1500	165	≈ 192	6L-108×132	7.25	2550×1050×1500
Z-YC160	160	200	176	220	YC6G270L-D20	1500	180	≈ 195	6L-112×132	7.8	2550×1050×1500
Z-YC180	180	225	198	248	YC6MK235L-D20	1500	192	≈ 195	6L-123×145	10.34	2550×1050×1500
Z-YC200	200	250	220	275	YC6MK350L-D20	1500	235	≈ 195	6L-123×145	10.34	2500×1200×1500
Z-YC250	250	313	275	344	YC6MK420L-D20	1500	281	≈ 195	6L-123×145	10.34	3100×1100×1850
Z-YC280	280	350	308	385	YC6MJ480L-D20	1500	321	≈ 195	6L-131×145	11.75	3100×1100×1850
Z-YC300	300	375	330	413	YC6K500-D30	1500	335	≈ 195	6L-129×155	12.16	3250×1200×1850
Z-YC320	320	400	352	440	YC6K520-D30	1500	356	≈ 195	6L-129×155	12.16	3250×1200×1850
Z-YC330	330	413	363	454	YC6T550L-D20	1500	368	≈ 195	6L-145×165	16.3	3250×1200×1850
Z-YC350	350	438	385	481	YC6K570-D30	1500	389	≈ 195	6L-129×165	12.94	3450×1500×1800
Z-YC360	360	450	396	495	YC6T600L-D22	1500	401	≈ 195	6L-145×165	16.3	3450×1500×1800
Z-YC400	400	500	440	550	YC6T660L-D20	1500	441	≈ 195	6L-145×165	16.3	3450×1500×1800
Z-YC420	420	525	462	578	YC6T700L-D20	1500	468	≈ 195	6L-145×165	16.3	3550×1500×1850
Z-YC480	480	600	528	660	YC6TD780L-D20	1500	520	≈ 195	6L-152×180	19.58	3550×1500×1850
Z-YC500	500	625	550	688	YC6TD840L-D20	1500	560	≈ 195	6L-152×180	19.58	3600×1400×2200
Z-YC550	550	688	605	756	YC6TD900-D31	1500	605	≈ 195	6L-152×180	19.58	3600×1400×2200
Z-YC600	600	750	660	825	YC6C1020L-D20	1500	680	≈ 195	6L-200×210	39.58	4400×1850×2380
Z-YC640	640	800	704	880	YC6C1070L-D20	1500	715	≈ 195	6L-200×210	39.58	4500×1400×2250
Z-YC750	750	938	825	1031	YC6C1220L-D20	1500	815	≈ 195	6L-200×210	39.58	4500×1400×2250
Z-YC800	800	1000	880	1100	YC6C1320L-D20	1500	880	≈ 195	6L-200×210	39.58	4500×1400×2250
Z-YC900	900	1125	990	1238	YC6C1520-D31	1500	1016	≈ 195	6L-200×210	39.58	4600×2100×2200
Z-YC1000	1000	1250	1100	1375	YC12VC1680L-D31	1500	1120	≈ 195	12V-200×210	79.17	6058×2438×2900
Z-YC1200	1200	1500	1320	1650	YC12VC2070L-D31	1500	1380	≈ 195	12V-200×210	79.17	6058×2438×2900
Z-YC1350	1350	1688	1485	1856	YC12VC2270L-D31	1500	1520	≈ 195	12V-200×210	79.17	6058×2438×2900
Z-YC1500	1500	1875	1650	2063	YC12VC2510L-D31	1500	1680	≈ 195	12V-200×210	79.17	6058×2438×2900
Z-YC1600	1600	2000	1760	2200	YC12VC2700-D31	1500	1805	≈ 195	12V-200×210	79.17	6058×2438×2900
Z-YC1800	1800	2250	1980	2475	YC16VC3000	1500	2005	≈ 203	16V-200×210	105.56	12192×2438×3000
Z-YC2000	2000	2500	2200	2750	YC16VC3300	1500	2205	≈ 203	16V-200×210	105.56	12192×2438×3000
Z-YC2200	2200	2750	2420	3025	YC16VC3600	1500	2405	≈ 203	16V-200×210	105.56	12192×2438×3000

WATER-COOLED F SERIES DIESEL GENERATOR SETS

POWERED:
50Hz
31-963KVA



FEATURE

- Power coverage from 31~963KVA
- Model: Open type / Silent / Super silent type
- Engine: SDEC
- Speed: 1500rpm
- Alternator: Stamford/Leroy Somer/Marathon/Mecc Alte
- IP & Insulation Class: IP22-23 & F/H
- Frequency: 50Hz
- Controller: Deepsea/Comap/SmartGen/Mebay/DATKOM/Others
- ATS System: AISIKAI/YUYE/Others
- Silent&Super silent Gen-set Sound level: 63-75dB(A) (at 7m side)



31-963KVA



50 Hz PERFORMANCE DATA SDEC

GENSETS	Specifications 50Hz 400-230V				General specifications						
	Prime Power		Standby Power		Engine type	Engine Power kW	Cyl.	Bore mm	Stroke mm	Gov	Silent Type Compact Version
	kW	kVA	kW	kVA							Dimension LxWxH mm
F-SD25	25	31	28	31	4H4.3-G21	33	4L	105	124	Electric	1750×800×1200
F-SD37	37	46	41	46	4H4.3-G22	46	4L	105	124	Electric	1750×800×1200
F-SD45	45	56	50	56	4HT4.3-G21	56	4L	105	124	Electric	1900×800×1280
F-SD55	55	69	61	69	4HT4.3-G22	68	4L	105	124	Electric	1900×800×1280
F-SD68	68	85	75	85	4HT4.3-G23	86	4L	105	124	Electric	2200×900×1350
F-SD80	80	100	88	100	4HTAA4.3-G21	105	4L	105	124	Electric	2200×900×1445
F-SD90	90	113	99	113	4HTAA4.3-G23	116	4L	105	124	Electric	2200×900×1445
F-SD100	100	125	110	125	4HTAA4.3-G22	132	4L	105	124	Electric	2350×900×1445
F-SD100	100	125	110	125	4HTAA4.3-G36	140	4L	105	124	ECU	2350×900×1445
F-SD110	110	138	121	138	6HTAA6.5-G21	141	6L	105	124	Electric	2400×930×1540
F-SD120	120	150	132	150	6HTAA6.5-G22	155	6L	105	124	Electric	2400×930×1540
F-SD150	150	188	165	188	6HTAA6.5-G23	185	6L	105	124	Electric	2400×930×1540
F-SD160	160	200	176	200	6DTAA8.9-G21	204	6L	114	144	Electric	2550×1020×1680
F-SD180	180	225	198	225	6DTAA8.9-G24	228	6L	114	144	Electric	2550×1020×1680
F-SD190	190	238	209	238	6DTAA8.9-G22	242	6L	114	144	Electric	2550×1020×1680
F-SD200	200	250	220	250	6DTAA8.9-G23	253	6L	114	144	Electric	2550×1020×1680
F-SD190	220	275	242	275	6ETAA10.4-G21	280	6L	128	144	Electric	3100×1100×1850
F-SD200	230	288	253	288	6ETAA10.4-G22	294	6L	128	144	Electric	3100×1100×1850
F-SD280	280	350	308	350	6ETAA11.8-G21	338	6L	128	153	Electric	3100×1100×1850
F-SD300	300	375	330	375	6ETAA11.8-G31	380	6L	128	153	Electric	3100×1100×1850
F-SD350	350	438	385	438	6ETAA12.8-G21	420	6L	128	153	Electric	3100×1100×1850
F-SD350	350	438	385	438	6ETAA12.8-G31	420	6L	128	153	ECU	3500×1400×1900
F-SD400	400	500	440	500	6KTAA25-G36	506	6L	170	185	ECU	3500×1400×1900
F-SD460	460	575	506	575	6KTAA25-G35	572	6L	170	185	ECU	3500×1400×1900
F-SD510	510	638	561	638	6KTAA25-G34	629	6L	170	185	ECU	4500×1570×2135
F-SD550	550	688	605	688	6KTAA25-G33	684	6L	170	185	ECU	4500×1570×2135
F-SD620	620	775	682	775	6KTAA25-G32	754	6L	170	185	ECU	4500×1570×2135
F-SD650	650	813	715	813	6KTAA25-G31	800	6L	170	185	ECU	4500×1570×2135

PERFORMANCE DATA SDEC OLD

F-SD55SC	55	69	61	76	SC4H95D2	68	4L	105	124	Electric	1900×800×1280
F-SD68SC	68	85	75	94	SC4H115D2	86	4L	105	124	Electric	1900×800×1280
F-SD90SC	90	113	99	124	SC4H160D2	116	4L	105	124	Electric	1900×800×1280
F-SD110SC	100	125	110	138	SC4H180D2	132	4L	105	124	Electric	1900×800×1280
F-SD130SC	130	163	143	179	SC7H220D2	165	6L	114	135	Electric	2200×900×1350
F-SD136SC	136	170	150	187	SC7H230D2	170	6L	105	124	Electric	2200×900×1350
F-SD150SC	150	188	165	206	SC7H250D2	185	6L	105	124	Electric	2400×930×1540
F-SD166SC	165	206	182	227	SC8D280D2	204	6L	114	135	Electric	2550×1020×1680
F-SD180SC	180	225	198	248	SC9D310D2	228	6L	114	144	Electric	2550×1020×1680
F-SD200SC	200	250	220	275	SC9D340D2	255	6L	114	144	Electric	2550×1020×1680
F-SD220SC	220	275	242	303	SC10E380D2	280	6L	128	135	Electric	2550×1020×1680
F-SD230SC	230	288	253	316	SC10E400D2	294	6L	128	153	Electric	2700×1100×1800
F-SD250SC	250	313	275	344	SC12E420D2	308	6L	128	153	Electric	3100×1100×1850
F-SD280SC	280	350	308	385	SC12E460D2	338	6L	128	153	Electric	3100×1100×1850
F-SD350SC	350	438	385	481	SC13E520D2	420	6L	130	161	Electric	3100×1100×1850
F-SD166SC	165	206	182	227	SC13G280D2	206	6L	135	150	Electric	2700×1100×1800
F-SD180SC	180	225	198	248	SC13G310D2	227	6L	135	150	Electric	2700×1100×1800
F-SD200SC	200	250	220	275	SC13G355D2	260	6L	135	150	Electric	2700×1100×1800
F-SD250SC	250	313	275	344	SC13G420D2	308	6L	135	150	Electric	3100×1100×1850
F-SD300SC	300	375	330	413	SC15G600D2	373	6L	135	165	Electric	3500×1400×1900
F-SD350SC	350	438	385	481	SC25G610D2	445	12V	135	150	Electric	3500×1400×1900
F-SD400SC	400	500	440	550	SC25G690D2	505	12V	135	150	Electric	3500×1400×1900
F-SD450SC	450	563	495	619	SC27G755D2	560	12V	135	155	Electric	3500×1400×1900
F-SD500SC	500	625	550	688	SC27G830D2	610	12V	135	155	Electric	4500×1570×2135
F-SD540SC	540	675	594	743	SC27G900D2	662	12V	135	155	Electric	4500×1570×2135
F-SD600SC	600	750	660	825	SC33W990D2	726	6L	180	215	Electric	4500×1570×2135
F-SD700SC	700	875	770	963	SC33W1150D2	860	6L	135	155	Electric	4500×1570×2135

LAMBERT/WOLING

WATER-COOLED F SERIES DIESEL GENERATOR SETS

POWERED:
50/60Hz
165-1100KVA



FEATURE

- Power coverage from 220~550KVA / 165~1100KVA
- Model: Open type / Silent / Super silent type
- Engine: LAMBERT / WOLING
- Speed: 1500/1800rpm
- Alternator: Stamford/Leroy Somer/Marathon/Mecc Alte
- IP & Insulation Class: IP22-23 & F/H
- Frequency: 50/60Hz
- Controller: Deepsea/Comap/SmartGen/Mebay/DATKOM/Others
- ATS System: AISIKAI/YUYE/Others
- Silent&Super silent Gen-set Sound level: 63-75dB(A) (at 7m side)



165-1100KVA



50 Hz 60 Hz TECHNICAL DATA

LAMBERT SERIES

	Genset Performance				Engine Performance									
	Prime Power		Standby Power		Engine model	Speed rpm	Prime power kW	Asp.	Cylinder	Bore*Stroke mm*mm	Displacement L	Compression Ratio	Fuel Consumption g/kw.h	
Genset Model	kW	kVA	kW	kVA										
50Hz	F-LR200	160.0	200.0	176.0	220.0	6D 10D 182A	1500	182	TC	6	126×130	9.726	17:1	208
	F-LR250	200.0	250.0	220.0	275.0	6D 10D 235A	1500	235	TC	6	126×130	9.726	17:1	205
	F-LR275	220.0	275.0	242.0	302.5	6D 10D 258A	1500	258	TC	6	126×130	9.726	17:1	205
	F-LR300	240.0	300.0	264.0	330.0	6D 10D 315A	1500	286	TC	6	126×130	9.726	16:1	205
	F-LR375	300.0	375.0	330.0	412.5	6D 12D 320A	1500	320	TC	6	126×155	11.596	17:1	205
	F-LR400	320.0	400.0	352.0	440.0	D2665A	1500	350	TC	6	126×155	11.596	17:1	200
	F-LR425	340.0	425.0	374.0	467.5	D2655A 1	1500	395	TC	6	126×155	11.596	17:1	200
	F-LR450	360.0	450.0	396.0	495.0	D2765A	1500	400	TC	6	127×165	12.600	17:1	200
	F-LR500	400.0	500.0	440.0	550.0	D2765A 1-1	1500	420	TC	6	127×165	12.600	17:1	209
	60Hz	F-LR200	160.0	200.0	176.0	220.0	6D 10D 182B	1800	182	TC	6	126×130	9.726	17:1
F-LR250		200.0	250.0	220.0	275.0	6D 10D 235B	1800	235	TC	6	126×130	9.726	17:1	205
F-LR275		220.0	275.0	242.0	302.5	6D 10D 258B	1800	258	TC	6	126×130	9.726	17:1	205
F-LR300		240.0	300.0	264.0	330.0	6D 10D 315B	1800	286	TC	6	126×130	9.726	16:1	205
F-LR375		300.0	375.0	330.0	412.5	6D 12D 320B	1800	320	TC	6	126×155	11.596	17:1	205
F-LR400		320.0	400.0	352.0	440.0	D2655B	1800	350	TC	6	126×155	11.596	17:1	200
F-LR425		340.0	425.0	374.0	467.5	D2655B 1	1800	395	TC	6	126×155	11.596	17:1	200
F-LR450		360.0	450.0	396.0	495.0	D2765B	1800	400	TC	6	127×165	12.600	17:1	200
F-LR500		400.0	500.0	440.0	550.0	D2765B 1-1	1800	420	TC	6	127×165	12.600	17:1	209

50 Hz TECHNICAL DATA

WOLING SERIES

	Genset Performance				Engine Performance				Dimension(L*W*H)		
	Prime Power		Standby Power		Engine model	Speed rpm	Prime power kW	Bore*Stroke mm*mm	Displacement L	Open Type	Silent Type
Genset Model	kW	kVA	kW	kVA						cm	cm
F-WL165	120	150	132	165	WLD171	1500	155	114*135	8.27	270*110*165	360*120*185
F-WL220	160	200	176	220	WLD206	1500	185	114*135	8.27	270*110*165	360*120*185
F-WL248	180	225	198	248	WLD227	1500	206	114*135	8.27	270*110*165	360*120*185
F-WL275	200	250	220	275	WLD263	1500	236	114*144	8.82	300*115*170	381*143*213
F-WL330	240	300	264	330	WLG308	1500	297	135*150	12.9	325*115*187	381*143*213
F-WL413	300	375	330	413	WLG375	1500	339	135*150	12.9	325*115*187	381*143*213
F-WL481	350	438	385	481	WLV450	1500	413	135*150	25.8	340*127*210	421*173*223
F-WL550	400	500	440	550	WLV510	1500	465	135*150	25.8	340*127*210	421*173*223
F-WL619	450	563	495	619	WLV565	1500	505	135*150	25.8	370*155*220	451*188*225
F-WL688	500	625	550	688	WLV610	1500	550	135*155	26.6	370*155*220	451*188*225
F-WL756	550	688	605	756	WLV680	1500	618	135*155	26.6	370*155*220	451*188*225
F-WL825	600	750	660	825	WLV720	1500	655	135*155	26.6	440*175*218	580*208*225
F-WL880	640	800	704	880	WLV780	1500	720	135*155	26.6	440*175*218	580*208*225
F-WL1000	728	910	800	1000	WLV936	1500	840	138*158	28.3	440*175*218	580*208*225
F-WL1100	800	1000	880	1100	WLV1200	1500	980	138*168	30.2	460*208*220	600*225*255

DONGFENG/KAIXUN

WATER-COOLED F SERIES DIESEL GENERATOR SETS

POWERED:

50/60Hz
165-1375KVA

FEATURE

- Power coverage from 206~1100KVA / 165~1375KVA
- Model: Open type / Silent / Super silent type
- Engine: DONGFENG / KAIXUN
- Speed: 1500/1800rpm
- Alternator: Stamford/Leroy Somer/Marathon/Mecc Alte
- IP & Insulation Class: IP22-23 & F/H
- Frequency: 50/60Hz
- Controller: Deepsea/Comap/SmartGen/Mebay/DATAKOM/Others
- ATS System: AISIKAI/YUYE/Others
- Silent&Super silent Gen-set Sound level: 63-75dB(A) (at 7m side)



165-1375KVA



50 Hz TECHNICAL DATA

DONGFENG SERIES

Genset Model	Genset Performance				Engine model	Engine Performance				Dimension(L*W*H)	
	Prime Power		Standby Power			Speed	Prime power	Bore*Stroke	Displacement	Open Type	Silent Type
	kW	kVA	kW	kVA		rpm	kW	mm*mm	L	cm	cm
F-DF206	150	188	165	206	SYD83TAD19	1500	165	114*135	8.27	270*110*165	360*120*185
F-DF248	180	225	198	248	SYD83TAD23	1500	206	114*135	8.27	270*110*165	360*120*185
F-DF275	200	250	220	275	SYD88TAD26	1500	230	114*144	8.82	270*110*165	360*120*185
F-DF344	250	313	275	344	SYG128TAD31	1500	308	135*150	12.9	300*115*170	381*143*213
F-DF413	300	375	330	413	SYG142TAD38	1500	378	135*165	15	325*115*187	381*143*213
F-DF440	320	400	352	440	SYG258TAD41	1500	410	135*150	25.8	325*115*187	381*143*213
F-DF495	360	450	396	495	SYG258TAD45	1500	455	135*150	28.5	340*127*210	421*173*223
F-DF550	400	500	440	550	SYG258TAD51	1500	510	135*150	28.5	340*127*210	421*173*223
F-DF619	450	563	495	619	SYG266TAD56	1500	565	135*155	26.6	370*155*220	451*188*225
F-DF688	500	625	550	688	SYG266TAD63	1500	630	135*155	26.6	370*155*220	451*188*225
F-DF756	550	688	605	756	SYG266TAD68	1500	680	135*155	26.6	370*155*220	451*188*225
F-DF825	600	750	660	825	SYG283TAD79	1500	790	138*165	29.6	440*175*218	580*208*255
F-DF880	640	800	704	880	SYG296TAD83	1500	830	138*165	29.6	440*175*218	580*208*255
F-DF1000	728	910	800	1000	SYG302TAD88	1500	880	138*168	30.2	440*175*218	580*208*255
F-DF1100	800	1000	880	1100	SYG302TAD97	1500	968	138*168	30.2	440*208*220	580*225*255

50 Hz TECHNICAL DATA

KAIXUN SERIES

Genset Model	Genset Performance				Engine model	Engine Performance				Dimension(L*W*H)	
	Prime Power		Standby Power			Speed	Prime power	Bore*Stroke	Displacement	Open Type	Silent Type
	kW	kVA	kW	kVA		rpm	kW	mm*mm	L	cm	cm
F-KP165	120	150	132	165	KP8D220D2	1500	171	114*135	8.27	270*110*165	360*120*185
F-KP220	160	200	176	220	KP8D280D2	1500	206	114*135	8.27	270*110*165	360*120*185
F-KP248	180	225	198	248	KP8D310D2	1500	227	114*135	8.27	270*110*165	360*120*185
F-KP275	200	250	220	275	KP9D340D2	1500	263	114*144	8.82	300*115*170	381*143*213
F-KP344	250	313	275	344	KP310	1500	316	135*155	13.3	325*115*187	381*143*213
F-KP413	300	375	330	413	KP350	1500	365	135*160	14.5	325*115*187	381*143*213
F-KP440	320	400	352	440	KP425	1500	425	135*165	14.9	340*127*210	421*173*223
F-KP495	360	450	396	495	KP441	1500	441	135*165	14.9	340*127*210	421*173*223
F-KP550	400	500	440	550	KPV510	1500	510	135*150	25.8	340*127*210	421*173*223
F-KP619	450	563	495	619	KPV550	1500	550	135*150	25.8	370*155*220	451*188*225
F-KP688	500	625	550	688	KPV610	1500	610	135*155	26.6	370*155*220	451*188*225
F-KP756	550	688	605	756	KPV630	1500	630	135*155	28.36	370*155*220	451*188*225
F-KP825	600	750	660	825	KPV660	1500	660	135*158	28.36	440*175*218	580*208*225
F-KP894	650	813	715	894	KPV780	1500	780	135*158	28.8	440*175*218	580*208*225
F-KP990	720	900	792	990	KPV936	1500	936	138*165	32.7	440*175*218	580*208*225
F-KP1031	750	938	825	1031	KPV970	1500	970	138*165	32.7	440*175*218	580*208*225
F-KP1100	800	1000	880	1100	KPV1100	1500	1030	138*168	33.8	460*208*220	600*220*255
F-KP1238	900	1125	990	1238	KPV1300	1500	1210	138*168	33.8	460*208*220	600*220*255
F-KP1375	1000	1250	1100	1375	KPV4TDS	1500	1310			460*208*220	40HQ



WATER-COOLED SERIES DIESEL GENERATOR SETS

POWERED:
50/60Hz
34.4-495KVA



FEATURE

- Power coverage from 34.4~495KVA
- Model: Open type / Silent / Super silent type
- Engine: YTO
- Speed: 1500/1800rpm
- Alternator: Stamford/Leroy Somer/Marathon/Mecc Alte
- IP & Insulation Class: IP22-23 & F/H
- Frequency: 50/60Hz
- Controller: Deepsea/Comap/SmartGen/Mebay/DATAKOM/Others
- ATS System: AISIKAI/YUYE/Others
- Silent&Super silent Gen-set Sound level: 63-75dB(A) (at 7m side)



34.4-495KVA



50 Hz 60 Hz TECHNICAL DATA

Genset Model	Genset Performance				Engine model	Engine Performance							
	Prime Power		Standby Power			Speed	Prime power	Asp.	Cylinder	Bore*Stroke	Displacement	Compression Ratio	Fuel Consumption
	kW	kVA	kW	kVA		rpm	kW		mm*mm	L		g/kw.h	
F-YT31.3	25.0	31.3	27.5	34.4	YT3B2-D	1500	30.0	N/A	3	108*120	3.300	17:1	210.0
F-YT37.5	30.0	37.5	33.0	41.3	YT3A2Z-D	1500	36.0	TC	3	105*120	3.120	17:1	205.0
F-YT50	40.0	50.0	44.0	55.0	LR4B5-D	1500	48.0	N/A	4	105*135	4.950	17:1	210.0
F-YT62.5	50.0	62.5	55.0	68.8	YT4B2Z-D	1500	60.0	TC	4	108*120	4.400	17:1	205.0
F-YT62.5	50.0	62.5	55.0	68.8	LR4B3Z-D	1500	62.0	TC	4	108*125	4.580	17:1	205.0
F-YT93.8	75.0	93.8	82.5	103.1	LR4M3L-D	1500	86.0	TC	4	110*125	4.750	17:1	202.0
F-YT100	80.0	100.0	88.0	110.0	LR4N5LP-D	1500	98.0	TC	4	112*135	5.320	17:1	202.0
F-YT100	80.0	100.0	88.0	110.0	LR6A3Z-D	1500	90.0	TC	6	105*125	6.490	17:1	205.0
F-YT112.5	90.0	112.5	99.0	123.8	LR4M3L-DA	1500	100.0	TC	4	110*125	4.750	17:1	202.0
F-YT125	100.0	125.0	110.0	137.5	LR6A3L-D	1500	110.0	TC	6	105*125	6.490	17:1	202.0
F-YT125	100.0	125.0	110.0	137.5	LR4M3LR	1500	110.0	TC	4	110*125	4.750	17:1	202.0
F-YT150	120.0	150.0	132.0	165.0	LR6B3L-D	1500	138.0	TC	6	108*125	6.870	17:1	202.0
F-YT160	128.0	160.0	140.8	176.0	LR6M3L-D	1500	145.0	TC	6	110*125	7.130	17:1	202.0
F-YT187.5	150.0	187.5	165.0	206.3	LR6M3LR	1500	155.0	TC	6	110*125	7.130	17:1	202.0
F-YT200	160.0	200.0	176.0	220.0	YM6H4L-D	1500	186.0	TC	6	120*130	8.822	17.5:1	205.0
F-YT225	180.0	225.0	198.0	247.5	YM6H4LF-D	1500	206.0	TC	6	120*130	8.822	17.5:1	203.0
F-YT250	200.0	250.0	220.0	275.0	YM6S4L-D	1500	220.0	TC	6	126*130	9.726	17:1	205.0
F-YT275	220.0	275.0	200.0	302.5	YM6S4LF-D	1500	252.0	TC	6	126*130	9.726	17:1	205.0
F-YT312.5	250.0	312.5	275.0	343.8	YM6S9L-D	1500	290.0	TC	6	126*155	11.596	17:1	205.0
F-YT350	280.0	350.0	308.0	385.0	YM6S9L-DB	1500	310.0	TC	6	126*155	11.596	17:1	205.0
F-YT375	300.0	375.0	330.0	412.5	YM6S9LF-D	1500	350.0	TC	6	126*155	11.596	17:1	205.0
F-YT400	320.0	400.0	352.0	440.0	YM6S9LF-DA	1500	370.0	TC	6	126*155	11.596	17:1	205.0
F-YT37.5	30.0	37.5	33.0	41.3	YT3B2-D	1800	36.0	N/A	3	108*120	3.300	17:1	210.0
F-YT40	32.0	40.0	35.2	44.0	YT3A2Z-D	1800	38.0	TC	3	105*120	3.120	17:1	205.0
F-YT56.3	45.0	56.3	49.5	61.9	LR4B5-D	1800	50.0	N/A	4	105*135	4.950	17:1	210.0
F-YT70	56.0	70.0	61.6	77.0	YT4B2Z-D	1800	63.0	TC	4	108*120	4.400	17:1	205.0
F-YT100	80.0	100.0	88.0	110.0	LR4M3L-D	1800	90.0	TC	4	110*125	4.750	17:1	202.0
F-YT112.5	90.0	112.5	99.0	123.8	LR4N5LP-D	1800	98.0	TC	4	112*135	5.320	17:1	202.0
F-YT125	100.0	125.0	110.0	137.5	LR4M3LR	1800	110.0	TC	4	110*125	4.750	17:1	202.0
F-YT135	108.0	135.0	118.8	148.5	LR6A3L-D	1800	120.0	TC	6	105*125	6.490	17:1	202.0
F-YT160	128.0	160.0	140.8	176.0	LR6B3L-D	1800	145.0	TC	6	108*125	6.870	17:1	202.0
F-YT170	136.0	170.0	149.6	187.0	LR6M3L-D	1800	150.0	TC	6	110*125	7.130	17:1	202.0
F-YT187.5	150.0	187.5	165.0	206.3	LR6M3LR	1800	155.0	TC	6	110*125	7.130	17:1	202.0
F-YT225	180.0	225.0	198.0	247.5	YM6H4L-D	1800	195.0	TC	6	120*130	8.822	17.5:1	205.0
F-YT237.5	190.0	237.5	209.0	261.3	YM6H4LF-D	1800	215.0	TC	6	120*130	8.822	17.5:1	203.0
F-YT275	220.0	275.0	242.0	302.5	YM6S4L-D	1800	240.0	TC	6	126*130	9.726	17:1	205.0
F-YT300	240.0	300.0	264.0	330.0	YM6S4LF-D	1800	270.0	TC	6	126*130	9.726	17:1	205.0
F-YT350	280.0	350.0	308.0	385.0	YM6S9L-D	1800	315.0	TC	6	126*155	11.596	17:1	205.0
F-YT375	300.0	375.0	330.0	412.5	YM6S9L-DB	1800	340.0	TC	6	126*155	11.596	17:1	205.0
F-YT400	320.0	400.0	352.0	440.0	YM6S9LF-D	1800	365.0	TC	6	126*155	11.596	17:1	205.0
F-YT450	360.0	450.0	396.0	495.0	YM6S9LF-DA	1800	380.0	TC	6	126*155	11.596	17:1	205.0